

**SINGER**  
48W & 49W

# PRICE LIST

OF

# PARTS



# MACHINES

OF

# CLASSES 48w and 49w

THE SINGER MANUFACTURING COMPANY

## INDEX

	PAGE
ACCESSORIES.....	37
BINDERS.....	45
BOBBIN WINDER.....	37
EDGE GUIDE.....	46
FEED DOGS.....	39
FOOT LIFTER PARTS.....	38
MACHINE No. 48w1.....	7
"    "    48w6.....	1
"    "    48w106.....	22
"    "    49w1.....	29
NUMERICAL LIST OF PARTS.....	1
OBSOLETE PARTS.....	30
PRESSER FEET.....	40
ROLLER PRESSERS.....	42
THROAT PLATES.....	43
UNDER DRIVER.....	18
WORK PLATE PLATFORMS.....	47

From the library of Diamond Needle Corp.

## INSTRUCTIONS FOR ORDERING

In ordering from this list, use **ONLY** the **PART** number in the **FIRST** column.

The number stamped on a Sewing Machine Part is the number of the Single Part only, except when the part includes Set Screws, Clamping Screws, Studs and Rollers Spun on, Small Wires riveted, or Parts soldered together, etc., which it is necessary to furnish in combination.

Every combination of parts sent out has its specific number which, although not stamped on Parts (except in above cases) must be used when ordering the combination.

Each number always indicates the **SAME PART** in whatever list it appears, or for whatever Machine.

The letters after some of the numbers indicate the style of finish only, as follows:

- A. Hardened, Polished and Plated.
- B. Polished and Plated.
- C. Hardened only.
- D. Polished only.
- E. Soft, not polished.
- F. Hardened and Polished.
- H. Blued.

These letters **MUST BE USED** when they appear in the list and **AFTER** the number, as in the list.

In this series

200001 to 201500 are Screw Numbers.

201501 to 201800 are Nut Numbers.

201801 to 202000 are Roller Numbers.

202001 and upward are numbers of Machine Parts.

The figures in the second column refer only to the plate in which the illustration of the part is shown and are **NOT TO BE USED** in ordering.

Two or more numbers over a cut indicate that the difference between such parts is not visible in an illustration.

Parts marked with an asterisk (\*) are furnished only when repairs are made at the factory.

## LIST OF PARTS COMPLETE

FOR

## MACHINE No. 48w1

DROP FEED. CYLINDER BED.

For Shirts, etc.

No.	Plate	Name	Each
*213383	----	Arm .....	\$ --
213144	11150	" Cap .....	25
200278u	12311	" " Screw .....	05
202248u	11154	" " " Washer .....	05
200963E	12311	" Screw (3) .....	06
202005	11151	" " Washer (3) .....	01
213423	11152	" Shaft .....	1 85
213317	----	" " 213423 with 200244D, 200245D, 213303 to 213305, 213354, 213654, 213655 and two 201528E .....	6 20
204801	11150	Arm Shaft Bushing (back), with 202260	35
202260	----	" " " " Oil Packing (wick) .....	01
200338c	11151	Arm Shaft Bushing (back) Set Screw...	04
213299	11150	" " " (center) with 202260	25
202260	----	" " " " Oil Packing (wick) .....	01
200341c	11151	Arm Shaft Bushing (center) Set Screw...	04
213294	11058	" " " (front) with 202126 and 202260 .....	40
202260	----	Arm Shaft Bushing (front) Oil Packing (wick) .....	01
200502B	11151	Arm Shaft Bushing (front) Oil Packing Thumb Screw .....	25
202126	11151	Arm Shaft Bushing (front) Position Pin	01
200352c	11151	" " " " Set Screw...	03
204804	11152	" " Connection with four 200054E (2) .....	80
200054E	11151	Arm Shaft Connection Screw .....	03
203204	11162	Balance Wheel, 5¼ in. diam. (belt groove 2¼ in. diam.), with 200328c and 200335c	1 00
200062u	12311	Balance Wheel Adjusting Screw .....	07
200328c	12311	" " Position Screw .....	04
200335c	12311	" " Set Screw .....	04

From the library of: Diamond Needle Corp.





No.	Plate	Name	Each
202068	11162	Spool Holder Base .....	\$ 15
200575H	12311	" " " Screw .....	05
204296	11162	" " Wire .....	10
200079H	12311	" " " Hinge Screw .....	02
204297	11162	Spool Holder complete, Nos. 200079H, 202068 and 204296 .....	25
213399	11061	Take-up Cam with 200335c, 200380c, 200383c, 200430c and 200698c .....	1 50
203172	11153	Take-up Cam Friction Washer .....	05
200430c	12311	" " Position Screw .....	08
200383c	12311	" " " " Check Screw .....	02
200335c	12311	" " Set Screw .....	04
213400	11154	" Lever with 204407 .....	60
221126	---	" " 213400 with 204263 .....	75
204263	11154	" " Bearing with 204264 .....	15
204264	11154	" " " Position Pin .....	01
200042F	12311	" " " Screw .....	05
204407	---	" " Oil Guard .....	05
201816	11154	" " Roller .....	12
213719	11154	Take-up Lever complete, Nos. 200042F, 201816 and 221126 .....	90
202402	11154	Tension Disc .....	05
202090	11154	" " Position Pin .....	01
204267	11154	" Release Lever .....	05
200309E	11154	" " " Screw .....	04
202075	11154	" " Plunger .....	03
213325	11057	" " Slide with 204434 (for Presser Bar) .....	20
204434	11154	Tension Release Slide Spring .....	02
202407	11154	" Spring .....	05
200632B	11154	" Stud .....	20
200397H	11151	" " Set Screw .....	02
201572B	11154	" Thumb Nut .....	04
204271	11154	" Washer .....	05
204272	11154	Tension complete, Nos. 200632B, 201572B, 202075, 202407, 204271 and two 202402...	50
215610	---	Thread Controller Adjusting Collar .....	10
204273	11154	" " " " 215610 with 200684H (for Presser Bar) .....	15
200684H	11154	Thread Controller Adjusting Collar Screw .....	04
202082	11153	" " Plate .....	12
200577H	12311	" " " Screw .....	02
202098	11153	" " Roller .....	05
213329	11056	" " " Guard .....	10
202084	11153	" " " Washer .....	01
200300H	11153	" " " Screw .....	04
213331	11056	" " Spring .....	03
213330	11056	" " " Guard .....	08

No.	Plate	Name	Each
200581H	11151	Thread Controller Spring Guard Screw ..	\$ 02
213326	11056	" " " Stop .....	15
213327	11056	" " " " Driving Gear .....	10
200319c	11153	Thread Controller Spring Stop Driving Gear Hinge Screw .....	04
200135c	11153	Thread Controller Spring Stop Screw ...	03
204279	11153	" " " Stud with 204925 .....	10
200366H	11153	" " " " Set Screw .....	02
204925	11153	" " " " Washer ..	01
221128	11153	Thread Controller complete, Nos. 200300H, 200581H, 202082, 202084, 202098, 213329 and 213330 .....	42
213332	11056	Thread Controller and Spring complete, Nos. 213331 and 221128 .....	45
202413	11154	Thread Guide .....	05
204281	11154	" Retainer Guide Wire .....	01
202091	11153	" " Sleeve .....	05
202092	11153	" " Spring .....	01
204058B	11153	" " Stud .....	07
200368H	11153	" " " Set Screw .....	02
204059	11153	Thread Retainer complete, Nos. 202091, 202092 and 204058B .....	15
212256	11160	Throat Plate, 50 needle hole, for needle sizes 3 to 5 .....	1 50
200577H	12311	Throat Plate Screw (2) .....	02

## LIST OF PARTS COMPLETE

FOR

## MACHINE No. 48w6

DROP FEED. CYLINDER BED. ROLLER PRESSER.

For Leather.

No.	Plate	Name	Each
*213383	---	Arm .....	\$ --
213144	11150	" Cap .....	25
200278H	12311	" " Screw .....	05
202248H	11151	" " " Washer .....	05
200963E	12311	" Screw (3) .....	06
202005	11151	" Washer (3) .....	01
213423	11152	" Shaft .....	1 85
213317	---	" " 213423 with 200244D, 200245D, 213303 to 213305, 213354, 213654, 213655 and two 201528E .....	6 20
204801	11150	Arm Shaft Bushing (back) with 202260 ..	35
202260	---	" " " " Oil Packing (wick) .....	01
200338C	11151	Arm Shaft Bushing (back) Set Screw ..	04
213299	11150	" " " (center) with 202260 ..	25
202260	---	" " " " Oil Packing (wick) .....	01
200341C	11151	Arm Shaft Bushing (center) Set Screw ..	04
213294	11058	" " " (front) with 202126 and 202260 .....	40
202260	---	Arm Shaft Bushing (front) Oil Packing (wick) .....	01
200502B	11151	Arm Shaft Bushing (front) Oil Packing Thumb Screw .....	25
202126	11151	Arm Shaft Bushing (front) Position Pin ..	01
200352C	11151	" " " " Set Screw ..	03
204804	11152	" " Connection with four 200054E (2) .....	80
200054E	11151	Arm Shaft Connection Screw .....	03
203204	11162	Balance Wheel, 5½ in. diam. (belt groove 2¼ in. diam.), with 200328C and 200335C	1 00

No.	Plate	Name	Each
200062H	12311	Balance Wheel Adjusting Screw .....	\$ 07
200328C	12311	" " Position Screw .....	04
200335C	12311	" " Set Screw .....	04
*213384	---	Bed (cylinder) .....	--
*215699	---	" 213384 with 200439C, 213314, 213380 and two 200516E .....	--
213641	11150	Bed (cylinder) Cap .....	80
200574D	11061	" " " Screw (2) .....	05
213787	11150	" " End Cover .....	2 40
213313	---	" Base (high) .....	2 50
213312	---	" " (low) .....	2 50
Note: High Bed Base 213313 furnished only when ordered.			
203184	11060	Bed Clamp .....	50
200262H	11060	" " Hinge Screw .....	10
202622	11151	" " Packing Washer .....	01
200728B	11060	" " Thumb Screw .....	12
203185	11060	" " Washer .....	10
202618	11058	" Hinge .....	1 50
200030H	11056	" " Screw (6) .....	05
213320	11150	" Slide (back) .....	50
213685	11061	" " " Clamp Plate .....	15
213686	11061	" " " " " " .....	15
200582H	11151	" " " " " " Screw (4) ..	02
203208	11228	Bobbin .....	05
203210	11228	" Case Base with 202056, 203211 to 203213 and 203216 .....	55
203211	11151	Bobbin Case Base Latch .....	05
202056	11151	" " " " Pin .....	01
203212	11151	" " " " Plunger .....	02
203213	11151	" " " " Spring .....	01
203209	11228	" " Cap with 200984E, 203214, 203215 and two 200594F .....	25
203214	11228	Bobbin Case Tension Spring .....	10
200984E	11151	" " " " Regulating Screw .....	04
200594F	11228	Bobbin Case Tension Spring Screw .....	02
203215	11228	" " Thread Guide .....	05
200594F	11228	" " " " Screw .....	02
203216	11228	" " Washer (cloth) ... Per 100 ..	25
203217	11228	Bobbin Case complete, Nos. 203209 and 203210 .....	80
213385	11162	Face Plate with 200366H, 200368H, 202090, 204185, 204281 and two 200397H .....	1 10
200053C	12311	Face Plate Screw .....	04
204185	11151	" " Thread Guide .....	03
200397H	11151	" " " " Set Screw ..	02

No.	Plate	Name	Each
221125	11162	Face Plate complete, Nos. 200113E, 200135c, 200309E, 200319c, 200577u, 204059, 204267, 204272, 204279, 204330, 213326 213327, 213332 and 213385	\$3 00
213295	11060	Feed Bar with 200544E and 213610	1 20
213298	11061	" " Connecting Link with two 200072c	50
200072c	11151	Feed Bar Connecting Link Pinch Screw	03
200935F	11151	" " " " Screw Stud	08
201532E	11151	" " " " " "	
		Nut	03
213610	11151	Feed Bar Connecting Link Stud	03
212347	12187	" " Dog	75
200544E	11061	" " Screw	06
213303	11058	" Driving Eccentric (adjustable)	1 00
213304	11058	" " " Adjusting Disc	1 40
213305	11058	" " " Flange with 200382c and 200437c	60
200437c	12311	Feed Driving Eccentric Flange Position Screw	06
200382c	11151	Feed Driving Eccentric Flange Set Screw	02
213655	11151	Feed Driving Eccentric Friction Spring Washer	20
200245D	11151	Feed Driving Eccentric Friction Spring Washer Screw	08
201528E	11151	Feed Driving Eccentric Friction Spring Washer Screw Nut	04
200244D	11151	Feed Driving Eccentric Fulcrum Screw	08
201528E	11151	" " " " " "	
		Nut	04
213300	11152	Feed Driving Rock Shaft	1 25
213302	---	" " " " 213300 with 200583H, 200935E, 201532E, 213295, 213296, 213298 and 213748	3 80
203244	11151	Feed Driving Rock Shaft Collar with two 200393c	20
200393c	11151	Feed Driving Rock Shaft Collar Set Screw	02
213354	11152	Feed Driving Rock Shaft Connection with 200054E and 202277	75
213654	11151	Feed Driving Rock Shaft Connection Collar	15
200919c	11060	Feed Driving Rock Shaft Connection Hinge Screw	05
201522E	11151	Feed Driving Rock Shaft Connection Hinge Screw Nut	03

No.	Plate	Name	Each
202277	---	Feed Driving Rock Shaft Connection Oil Packing (wick)	\$ 01
200054E	11151	Feed Driving Rock Shaft Connection Pinch Screw	03
213301	11060	Feed Driving Rock Shaft Crank with 200038c	35
200038c	11151	Feed Driving Rock Shaft Crank Pinch Screw	05
213296	11057	Feed Lifting Cam with 200392c and 200447c	60
200447c	11151	Feed Lifting Cam Position Screw	04
213748	11056	" " " Retainer	10
200583H	11151	" " " " Screw	02
200392c	11061	" " " Set Screw	02
213308	11060	" Regulating Lever with 213657	40
200665c	11151	" " " Hinge Screw	08
213656	11151	" " " Spring	03
213657	---	" " " " Pin	03
227459	11162	Foot Lifter Lifting Lever	20
227534	---	" " " " 227459 with 200262H	30
227626	11155	Foot Lifter Lifting Lever Chain Spring	10
227471	---	" " " " " "	
		227626 with 202784	12
202784	11155	Foot Lifter Lifting Lever Chain Spring Hook	02
200062H	12311	Foot Lifter Lifting Lever Chain Spring Screw	07
200262H	11060	Foot Lifter Lifting Lever Hinge Screw	10
*203463	---	Hook (sewing)	---
203464	11241	" 203463 with 200600E, 200616E and 203251	2 20
203465	11241	Hook and Bobbin Case complete, Nos. 203217 and 203464	3 00
203557	11253	Hook Bevel Gear Socket, 18 teeth	85
200559H	11253	" " " " Screw	05
213319	11056	" " Pinion with two 200386c	1 00
200386c	11151	" " " Set Screw	02
213151	11152	" Driving Shaft	1 75
213314	11150	" " " Bearing	20
202126	11151	" " " " Position Pin (2)	01
200516E	12311	Hook Driving Shaft Bearing Screw	08
213380	11151	" " " Bushing	25
200439c	12311	" " " " Position Screw	05
204246	11056	Hook Driving Shaft Collar (back), with two 200383c	20



No.	Plate	Name	Each
200383c	12311	Hook Driving Shaft Collar (back) Set Screw .....	\$ 02
203244	11151	Hook Driving Shaft Collar (front) with two 200393c .....	20
200393c	11151	Hook Driving Shaft Collar (front) Set Screw .....	02
203251	11228	Hook Gib .....	40
200600F	11228	" " Hinge Screw .....	02
200616F	11228	" " Screw .....	02
203564	11257	" Saddle (left) with 202299 .....	2 00
202299	—	" " Oil Packing (wick) .....	01
200541E	11056	" " Screw (2) .....	09
225837	11151	" " Washer (2) .....	01
203718	11241	" Washer .....	20
203568	11257	Hook Saddle (left) complete, Nos. 200559u, 203465, 203557, 203564 and 203718 .....	6 00
208613	—	Needle Bar (hollow) .....	75
204247	11152	" " 208613 with 200125e, 200175e and 204250 .....	80
204248	11153	Needle Bar Connecting Link .....	35
2006980	11153	" " " " Hinge Screw Stud .....	10
200380c	11153	Needle Bar Connecting Link Hinge Screw Stud Set Screw .....	02
204249	11153	Needle Bar Connecting Stud with 200072c and 202277 .....	40
202277	—	Needle Bar Connecting Stud Oil Packing (wick) .....	01
200072c	11151	Needle Bar Connecting Stud Pinch Screw .....	03
204326	—	" " Packing Cord (2) ... Per 100 .....	25
200504E	11153	" " Screw Bushing (lower) ....	05
200503R	11153	" " " " (upper) .....	05
204250	11153	" " Thread Guide .....	03
200175E	11153	" " " " Screw .....	02
200125F	11153	" Set Screw .....	02
213322	11057	Presser Bar Lifter .....	20
200550c	11153	" " " Hinge Screw .....	08
213321	11056	" " Lifting Bracket with 200086c .....	40
200086c	11153	" " " " Pinch Screw .....	03
204254	11153	" " " " Position Guide .....	30
200362c	12311	Presser Bar Lifting Bracket Position Guide Set Screw .....	03
204327	—	Presser Bar Packing Washer (felt) .....Per 100 .....	25

No.	Plate	Name	Each
200504E	11153	Presser Bar Screw Bushing (lower)....	\$ 05
204258	11153	" " Spring (heavy) .....	10
200491R	11153	" " Thumb Screw (pressure regulating) .....	25
201906	11155	Roller Presser, 1 1/2 in. diam., 3/8 in. face (fine), with 200548r and 201534u .....	40
202839	11155	Roller Presser Arm .....	20
204567	11155	" " " 202839 with 201906 .....	60
202560	12225	" " " Bracket (swing)... ..	60
202838	—	" " " " 202560 with 200096D and 204567 .....	1 20
200675c	12225	Roller Presser Arm Bracket Position Screw Stud .....	05
202558	12225	Roller Presser Arm Bracket Spring .....	02
202559	12225	" " " " " " Stop .....	05
200141F	12225	" " " " " " " " Screw .....	02
200096D	12225	Roller Presser Arm Screw .....	03
204495	12225	" " Bar .....	35
200548F	11155	" " Hinge Screw .....	10
201534R	12225	" " " " " Nut .....	03
204496	—	Roller Presser and Bar complete, Nos. 200675c, 202558, 202559, 202838, 204495 and two 200141F .....	1 70
202068	11162	Spool Holder Base .....	15
200575R	12311	" " " Screw .....	05
204296	11162	" " Wire .....	10
200079R	12311	" " " Hinge Screw .....	02
204297	11162	Spool Holder complete, Nos. 200079R, 202068 and 204296 .....	25
213324	11057	Take-up Cam with 200335c, 200380c, 200383c, 200430c and 200698c .....	1 50
203172	11153	Take-up Cam Friction Washer .....	05
200430c	12311	" " Position Screw .....	08
200383c	12311	" " " " Check Screw .....	02
200335c	12311	" " Set Screw .....	04
213402	11154	" Lever with 204407 .....	60
221127	—	" " 213402 with 204263 .....	75
204263	11154	" " Bearing with 204264 .....	15
204264	11154	" " " Position Pin ....	01
200042F	12311	" " " Screw .....	05
204407	—	" " Oil Guard .....	05
201816	11154	" " Roller .....	12
213793	11154	Take-up Lever complete, Nos. 200042F, 201816 and 221127 .....	90

No.	Plate	Name	Each
202402	11154	Tension Disc .....	\$ 05
202090	11154	" " Position Pin .....	01
204267	11154	" Release Lever .....	05
200309E	11154	" " " Screw .....	04
202075	11154	" " Plunger .....	03
213325	11057	" " Slide with 204434 (for Presser Bar) .....	20
204434	11154	Tension Release Slide Spring .....	02
202407	11154	" Spring .....	05
200632B	11154	" Stud .....	20
200397H	11151	" " Set Screw .....	02
201572B	11154	" Thumb Nut .....	04
204271	11154	" Washer .....	05
204272	11154	Tension complete, Nos. 200632B, 201572B, 202075, 202407, 204271 and two 202402	50
215610	----	Thread Controller Adjusting Collar .....	10
204273	11154	" " " " 215610 with 200684H (for Presser Bar) .....	15
200684H	11154	Thread Controller Adjusting Collar Screw .....	04
202082	11153	Thread Controller Plate .....	12
200577H	12311	" " " Screw .....	02
202098	11153	" " Roller .....	05
213329	11056	" " " Guard .....	10
202084	11153	" " " Washer .....	01
200300H	11153	" " " Screw .....	04
213331	11056	" " Spring .....	03
213330	11056	" " " Guard .....	08
200581H	11151	" " " " Screw .....	02
213326	11056	" " " Stop .....	15
213327	11056	" " " " Driving Gear .....	10
200319C	11153	Thread Controller Spring Stop Driving Gear Hinge Screw .....	04
200135C	11153	Thread Controller Spring Stop Screw .....	03
204279	11153	" " " Stud with 204925	10
200366H	11153	" " " " Set Screw	02
204925	11153	" " " " Washer	01
221128	11153	Thread Controller complete, Nos. 200300H, 200581H, 202082, 202084, 202098, 213329 and 213330 .....	42
213332	11056	Thread Controller and Spring complete, Nos. 213331 and 221128 .....	45
202413	11154	Thread Guide .....	05
204329	.	" Oiler (felt) .....	01
204330	12225	" " Bracket with 204329 .....	25
200113F	12225	" " " Screw .....	03

No.	Plate	Name	Each
204281	11154	Thread Retainer Guide Wire .....	\$ 01
202091	11153	" " Sleeve .....	05
202092	11153	" " Spring .....	01
204058B	11153	" " Stud .....	07
200368H	11153	" " " Set Screw .....	02
204059	11153	Thread Retainer complete, Nos. 202091, 202092 and 204058B .....	15
212345	12187	Throat Plate, 50 needle hole, for needle sizes 3 to 5 .....	1 50
200577H	12311	Throat Plate Screw (2) .....	02

## LIST OF PARTS COMPLETE

FOR

## MACHINE NO. 48w 106

DROP FEED. CYLINDER BED. ROLLER PRESSER.

For Leather.

No.	Plate	Name	Each
*213403	—	Arm .....	\$ —
213144	11150	" Cap .....	25
200278H	12311	" " Screw .....	05
202248H	11151	" " " Washer .....	05
200963E	12311	" Screw (3) .....	06
202005	11151	" " Washer (3) .....	01
213341	11152	" Shaft .....	2 00
213928	—	" " 213341 with 200244D, 200245D, 213303 to 213305, 213354, 213654, 213655 and two 201528E .....	6 35
204801	11150	Arm Shaft Bushing (back) with 202260	35
202260	—	" " " " Oil Packing (wick) .....	01
200338c	11151	Arm Shaft Bushing (back) Set Screw...	04
213299	11150	" " " (center) with 202260	25
202260	—	" " " " Oil Packing (wick) .....	01
200341c	11151	Arm Shaft Bushing (center) Set Screw...	04
213294	11058	" " " (front), with 202126 and 202260 .....	40
202260	—	Arm Shaft Bushing (front) Oil Packing (wick) .....	01
200502B	11151	Arm Shaft Bushing (front) Oil Packing Thumb Screw .....	25
202126	11151	Arm Shaft Bushing (front) Position Pin	01
200352c	11151	" " " " Set Screw...	03
204804	11152	" " Connection with four 200054E (2) .....	80
200054E	11151	Arm Shaft Connection Screw .....	03
203204	11162	Balance Wheel, 5½ in. diam. (belt groove 2½ in. diam.), with 200328c and 200335c	1 00

No.	Plate	Name	Each
200062H	12311	Balance Wheel Adjusting Screw .....	\$ 07
200328c	12311	" " Position Screw .....	04
200335c	12311	" " Set Screw .....	04
*213404	—	Bed (cylinder) .....	—
*215735	—	" 213404 with 200439c, 213314, 213380 and two 200516E .....	—
213641	11150	Bed (cylinder) Cap .....	80
200574D	11061	" " " Screw (2) .....	05
213787	11150	" " End Cover .....	2 40
213313	—	" Base (high) .....	2 50
213312	—	" " (low) .....	2 50
Note: High Bed Base 213313 furnished only when ordered.			
203184	11060	Bed Clamp .....	50
200262H	11060	" " Hinge Screw .....	10
202622	11151	" " Packing Washer .....	01
200728B	11060	" " Thumb Screw .....	12
203185	11060	" " Washer .....	10
202618	11058	" Hinge .....	1 50
200030H	11056	" " Screw (6) .....	05
213320	11150	" Slide (back) .....	50
213685	11061	" " " Clamp Plate .....	15
213686	11061	" " " " Plate .....	15
200582H	11151	" " " " " Screw (4) .....	02
203208	11228	Bobbin .....	05
203210	11228	" Case Base with 202056, 203211 to 203213 and 203216 .....	55
203211	11151	Bobbin Case Base Latch .....	05
202056	11151	" " " " Pin .....	01
203212	11151	" " " " Plunger .....	02
203213	11151	" " " " Spring .....	01
203209	11228	" " Cap with 200984F, 203214, 203215 and two 200594F .....	25
203214	11228	Bobbin Case Tension Spring .....	10
200984F	11151	" " " " Regulating Screw .....	04
200594F	11228	Bobbin Case Tension Spring Screw .....	02
203215	11228	" " Thread Guide .....	05
200594F	11228	" " " " Screw .....	02
203216	11228	" " Washer (cloth) ... Per 100	25
203217	11228	Bobbin Case complete, Nos. 203209 and 203210 .....	80
213385	11162	Face Plate with 200366H, 200368H, 202090, 204185, 204281 and two 200397H .....	1 10
200053c	12311	Face Plate Screw .....	04
204185	11151	" " Thread Guide .....	03
200397H	11151	" " " " Set Screw ...	02

From the library of Diamond Needle Corp



No.	Plate	Name	Each
203244	11151	Hook Driving Shaft Collar (front), with two 200393c	\$ 20
200393c	11151	Hook Driving Shaft Collar (front) Set Screw	02
203251	11228	Hook Gib	40
200600F	11228	" " Hinge Screw	02
200616F	11228	" " Screw	02
203564	11257	" Saddle (left), with 202299	2 00
202299	—	" " Oil Packing (wick)	01
200541E	11056	" " Screw (2)	09
225837	11151	" " Washer (2)	01
203718	11241	" Washer	20
203568	11257	Hook Saddle (left) complete, Nos. 200559H, 203465, 203557, 203564 and 203718	6 00
208613	—	Needle bar (hollow)	75
204247	11152	" " 208613 with 200125F, 200175E and 204250	80
204248	11153	Needle Bar Connecting Link	35
200698c	11153	" " " " Hinge Screw Stud	10
200380c	11153	Needle Bar Connecting Link Hinge Screw Stud Set Screw	02
204249	11153	Needle Bar Connecting Stud with 200072c and 202277	40
202277	—	Needle Bar Connecting Stud Oil Packing (wick)	01
200072c	11151	Needle Bar Connecting Stud Pinch Screw	03
204326	—	" " Packing Cord (2) Per 100	25
200504E	11153	" " Screw Bushing (lower)	05
200503B	11153	" " " " (upper)	05
204250	11153	" " Thread Guide	03
200175E	11153	" " " " Screw	02
200125F	11153	" Set Screw	02
213322	11057	Presser Bar Lifter	20
200550c	11153	" " " Hinge Screw	08
213321	11056	" " Lifting Bracket with 200086c	40
200086c	11153	" " " " Pinch Screw	03
204254	11153	" " " " Position Guide	30
200362c	12311	Presser Bar Lifting Bracket Position Guide Set Screw	03
204327	—	Presser Bar Packing Washer (felt), Per 100	25
200504E	11153	Presser Bar Screw Bushing (lower)	05
204258	11153	" " Spring (heavy)	10
200491B	11153	" " Thumb Screw (pressure regulating)	25

No.	Plate	Name	Each
201906	11155	Roller Presser 1 1/4 in. diam., 3/8 in. face (fine), with 200548F and 201534H	\$ 40
202839	11155	Roller Presser Arm	20
204567	11155	" " " 202839 with 201906	60
202560	12225	" " " Bracket (swing)	60
202838	—	" " " " 202560 with 200096D and 204567	1 20
200675c	12225	Roller Presser Arm Bracket Position Screw Stud	05
202558	12225	Roller Presser Arm Bracket Spring	02
202559	12225	" " " " " Stop	05
200141F	12225	" " " " " " Screw	02
200096D	12225	Roller Presser Arm Screw	03
204495	12225	" " Bar	35
200548F	11155	" " Hinge Screw	10
201534H	12225	" " " " Nut	03
204496	—	Roller Presser and Bar complete, Nos. 200675c, 202558, 202559, 202838, 204495 and two 200141F	1 70
202068	11162	Spool Holder Base	15
200575H	12311	" " " Screw	05
204296	11162	" " Wire	10
200079H	12311	" " " Hinge Screw	02
204297	11162	Spool Holder complete, Nos. 200079H, 202068 and 204296	25
213324	11057	Take-up Cam with 200335c, 200380c, 200383c, 200430c and 200698c	1 50
203172	11153	Take-up Cam Friction Washer	05
200430c	12311	" " Position Screw	08
200383c	12311	" " " " Check Screw	02
200335c	12311	" " Set Screw	04
213402	11154	" Lever with 204407	60
221127	—	" " 213402 with 204263	75
204263	11154	" " Bearing with 204264	15
204264	11154	" " " Position Pin	01
200042F	12311	" " " Screw	05
204407	—	" " Oil Guard	05
201816	11154	" " Roller	12
213793	11154	Take-up Lever complete, Nos. 200042F, 201816 and 221127	90
202402	11154	Tension Disc	05
202090	11154	" " Position Pin	01
204267	11154	" Release Lever	05
200309E	11154	" " " Screw	04
202075	11154	" " Plunger	03
213325	11057	" " Slide with 204434 (for Presser Bar)	20

From the library of: Diamond Needle Corp.

No.	Plate	Name	Each
204434	11154	Tension Release Slide Spring .....	\$ 02
202407	11154	" Spring .....	05
200632B	11154	" Stud .....	20
200397H	11151	" " Set Screw .....	02
201572B	11154	" Thumb Nut .....	04
204271	11154	" Washer .....	05
204272	11154	Tension complete, Nos. 200632B, 201572B, 202075, 202407, 204271 and two 202402	50
215610	---	Thread Controller Adjusting Collar .....	10
204273	11154	" " " " 215610 with 200684H (for Presser Bar) .....	15
200684H	11154	Thread Controller Adjusting Collar Screw	04
202082	11153	" " Plate .....	12
200577H	12311	" " " Screw .....	02
202098	11153	" " Roller .....	05
213329	11056	" " " Guard .....	10
202084	11153	" " " " Washer..	01
200300H	11153	" " " Screw .....	04
213331	11056	" " Spring .....	03
213330	11056	" " " Guard .....	08
200581H	11151	" " " " Screw..	02
213326	11056	" " " Stop .....	15
213327	11056	" " " " Driving	10
200319c	11153	Gear .....	10
		Thread Controller Spring Stop Driving Gear Hinge Screw .....	04
200135c	11153	Thread Controller Spring Stop Screw ...	03
204279	11153	" " " Stud with 204925	10
200366H	11153	" " " " Set Screw	02
204925	11153	" " " " Washer ..	01
221128	11153	Thread Controller complete, Nos. 200300H, 200581H, 202082, 202084, 202098, 213329 and 213330 .....	42
213332	11056	Thread Controller and Spring complete, Nos. 213331 and 221128 .....	45
202413	11154	Thread Guide .....	05
204329	---	" Oiler (felt) .....	01
204330	12225	" " Bracket with 204329 .....	25
200113F	12225	" " " Screw .....	03
204281	11154	" Retainer Guide Wire .....	01
202091	11153	" " Sleeve .....	05
202092	11153	" " Spring .....	01
204058B	11153	" " Stud .....	07
200368H	11153	" " " Set Screw .....	02
204059	11153	Thread Retainer complete, Nos. 202091, 202092 and 204058B .....	15
212345	12187	Throat Plate, 50 needle hole, for needle sizes 3 to 5 .....	1 50
200577H	12311	Throat Plate Screw (2) .....	02

LIST OF PARTS COMPLETE

FOR

MACHINE No. 49 w 1

DROP FEED. CYLINDER BED. ROLLER PRESSER.

For Leather.

No.	Plate	Name	Each
*213383	----	Arm .....	\$ --
213114	11150	" Cap .....	25
200278H	12311	" " Screw .....	05
202248H	11151	" " " Washer .....	05
200963E	12311	" Screw (3) .....	06
202005	11151	" " Washer (3) .....	01
213423	11152	" Shaft .....	1 85
213317	----	" " 213423 with 200244B, 200245B, 213303 to 213305, 213354, 213654, 213655 and two 201528E .....	6 20
204801	11150	Arm Shaft Bushing (back), with 202260	35
202260	----	" " " " Oil Packing (wick) .....	01
200338c	11151	Arm Shaft Bushing (back) Set Screw ..	04
213299	11150	" " " (center), with 202260	25
202260	----	" " " " Oil Packing (wick) .....	01
200341c	11151	Arm Shaft Bushing (center) Set Screw..	01
213294	11058	" " " (front), with 202126 and 202260 .....	40
202260	----	Arm Shaft Bushing (front) Oil Packing (wick) .....	01
200502B	11151	Arm Shaft Bushing (front) Oil Packing Thumb Screw .....	25
202126	11151	Arm Shaft Bushing (front) Position Pin	01
200352c	11151	" " " " Set Screw..	03
204804	11152	" " Connection with four 200054E (2) .....	80
200054E	11151	Arm Shaft Connection Screw .....	03
204805	11162	Balance Wheel, 5 1/4 in. diam. (belt groove 3 in. diam.), with 200328c and 200335c	1 00

From Needle Co. Diamond Needle Corp

No.	Plate	Name	Each
200062H	12311	Balance Wheel Adjusting Screw .....	\$ 07
200328C	12311	" " Position Screw .....	04
200335C	12311	" " Set Screw .....	04
*221116	—	Bed (cylinder) .....	—
*215736	—	" 221116 with 213314 and two 200516E .....	—
213309	11058	" (cylinder) End Cover .....	2 40
213313	—	" Base (high) .....	2 50
213312	—	" " (low) .....	2 50
Note: High Bed Base 213313 furnished only when ordered.			
203184	11060	Bed Clamp .....	50
200262H	11060	" " Hinge Screw .....	10
202622	11151	" " Packing Washer .....	01
200728B	11060	" " Thumb Screw .....	12
203185	11060	" " Washer .....	10
202618	11058	" Hinge .....	1 50
200030H	11056	" " Screw (6) .....	05
213320	11150	" Slide (back) .....	50
213685	11061	" " " " Clamp Plate .....	15
213686	11061	" " " " " " .....	15
200582H	11151	" " " " " " Screw (4) .....	02
203208	11228	Bobbin .....	05
203210	11228	" Case Base with 202056, 203211 to 203213 and 203216 .....	55
203211	11151	Bobbin Case Base Latch .....	05
202056	11151	" " " " Pin .....	01
203212	11151	" " " " Plunger .....	02
203213	11151	" " " " Spring .....	01
203209	11228	" " Cap with 200984E, 203214, 203215 and two 200594E .....	25
203214	11228	Bobbin Case Tension Spring .....	10
200984E	11151	" " " " " " Regulating Screw .....	04
200594E	11228	Bobbin Case Tension Spring Screw .....	02
203215	11228	" " Thread Guide .....	05
200594E	11228	" " " " " " Screw .....	02
203216	11228	" " Washer (cloth) ... Per 100 .....	25
203217	11228	Bobbin Case complete, Nos. 203209 and 203210 .....	80
203563	11253	Cylinder End Cover Rest .....	25
200110D	11253	" " " " " " Screw .....	02
213385	11162	Face Plate with 200366H, 200368H, 202090, 204185, 204281 and two 200397H .....	1 10
200053C	12311	Face Plate Screw .....	04
204185	11151	" " Thread Guide .....	03
200397H	11151	" " " " " " Set Screw ... ..	02

No.	Plate	Name	Each
221125	11162	Face Plate complete, Nos. 200113E, 200135C, 200309E, 200319C, 200577H, 204059, 204267, 204272, 204279, 204330, 213326, 213327, 213332 and 213385 .....	\$3 00
213295	11060	Feed Bar with 200544E and 213610 .....	1 20
213298	11061	" " Connecting Link with two 200072C .....	50
200072C	11151	Feed Bar Connecting Link Pinch Screw .....	03
200935E	11151	" " " " " " Screw Stud .....	08
201532E	11151	" " " " " " " " Nut .....	03
213610	11151	Feed Bar Connecting Link Stud .....	03
212347	12187	" Dog .....	75
200544E	11061	" " Screw .....	06
213303	11058	" Driving Eccentric (adjustable) ... ..	1 00
213304	11058	" " " " Adjusting Disc .....	1 40
213305	11058	" " " " Flange with 200382C and 200437C .....	60
200437C	12311	Feed Driving Eccentric Flange Position Screw .....	06
200382C	11151	Feed Driving Eccentric Flange Set Screw .....	02
213655	11151	" " " " Friction Spring Washer .....	20
200245D	11151	Feed Driving Eccentric Friction Spring Washer Screw .....	08
201528E	11151	Feed Driving Eccentric Friction Spring Washer Screw Nut .....	04
200244D	11151	Feed Driving Eccentric Fulcrum Screw .....	08
201528E	11151	" " " " " " Nut .....	04
213300	11152	Feed Driving Rock Shaft .....	1 25
213302	—	" " " " " " 213300 with 200583H, 200935E, 201532E, 213295, 213296, 213298 and 213748 .....	3 80
203244	11151	Feed Driving Rock Shaft Collar with two 200393C .....	20
200393C	11151	Feed Driving Rock Shaft Collar Set Screw .....	02
213354	11152	Feed Driving Rock Shaft Connection with 200054E and 202277 .....	75
213654	11151	Feed Driving Rock Shaft Connection Collar .....	15
200919C	11060	Feed Driving Rock Shaft Connection Hinge Screw .....	05
201522E	11151	Feed Driving Rock Shaft Connection Hinge Screw Nut .....	03
202277	—	Feed Driving Rock Shaft Connection Oil Packing (wick) .....	01

From the library of: Dillingham Feeders Corp



No.	Plate	Name	Each
200054E	11151	Feed Driving Rock Shaft Connection Pinch Screw .....	\$ 03
213301	11060	Feed Driving Rock Shaft Crank with 200038c .....	35
200038c	11151	Feed Driving Rock Shaft Crank Pinch Screw .....	05
213296	11057	Feed Lifting Cam with 200392c and 200447c .....	60
200447c	11151	Feed Lifting Cam Position Screw .....	04
213748	11056	" " " Retainer .....	10
200583H	11151	" " " " Screw .....	02
200392c	11061	" " " Set Screw .....	02
213308	11060	" Regulating Lever with 213657 ....	40
200665c	11151	" " " Hinge Screw ....	08
213656	11151	" " " Spring .....	03
213657	—	" " " " Pin .....	03
227459	11162	Foot Lifter Lifting Lever .....	20
227534	—	" " " " 2 2 7 4 5 9 with 200262H .....	30
227626	11155	Foot Lifter Lifting Lever Chain Spring .....	10
227471	—	" " " " " " " " 227626 with 202784 .....	12
202784	11155	Foot Lifter Lifting Lever Chain Spring Hook .....	02
200062H	12311	Foot Lifter Lifting Lever Chain Spring Screw .....	07
200262H	11060	Foot Lifter Lifting Lever Hinge Screw .....	10
*203463	—	Hook (sewing) .....	--
203464	11241	" 203463 with 200600E, 200616E and 203251 .....	2 20
203465	11241	Hook and Bobbin Case complete, Nos. 203217 and 203464 .....	3 00
203557	11253	Hook Bevel Gear Socket, 18 teeth .....	85
203558	11253	" " " " Bushing (left) .....	25
200446c	11253	" " " " " Position Screw .....	04
213360	11150	Hook Bevel Gear Socket Oil Guard .....	10
200124H	11155	" " " " " " Screw .....	02
200559H	11253	" " " " " Screw .....	05
213319	11056	" " Pinion with two 200386c ....	1 00
200386c	11151	" " " Set Screw .....	02
213323	11152	" Driving Shaft .....	1 75
213314	11150	" " " Bearing .....	20
202126	11151	" " " " Position Pin (2) .....	01
200516E	12311	Hook Driving Shaft Bearing Screw .....	08
204246	11056	" " " Collar (back), with two 200383c .....	20

No.	Plate	Name	Each
200383c	12311	Hook Driving Shaft Collar (back) Set Screw .....	\$ 02
203244	11151	Hook Driving Shaft Collar (front), with two 200393c .....	20
200393c	11151	Hook Driving Shaft Collar (front) Set Screw .....	02
203251	11228	Hook Gib .....	40
200600E	11228	" " Hinge Screw .....	02
200616E	11228	" " Screw .....	02
203553	11257	" Saddle (right), with 200446c and 202299 .....	2 00
203566	11257	Hook Saddle 203553 with 200446c, 203557, 203558 and 203563 .....	3 25
202299	—	Hook Saddle Oil Packing (wick) .....	01
200541E	11056	" " Screw (2) .....	09
225837	11151	" " Washer (2) .....	01
203718	11241	" Washer .....	20
203567	11257	Hook Saddle (right) complete, Nos. 200559H, 203465, 203566 and 203718 ....	6 25
208613	—	Needle Bar (hollow) .....	75
204247	11152	" " 208613 with 200125E, 200125E and 204250 .....	80
204248	11153	Needle Bar Connecting Link .....	35
200698c	11153	" " " " Hinge Screw Stud .....	10
200380c	11153	Needle Bar Connecting Link Hinge Screw Stud Set Screw .....	02
204249	11153	Needle Bar Connecting Stud with 200012c and 202277 .....	40
202277	—	Needle Bar Connecting Stud Oil Packing (wick) .....	01
200072c	11151	Needle Bar Connecting Stud Pinch Screw .....	03
204326	—	" " Packing Cord (2) ... Per 100 .....	25
200504E	11153	" " Screw Bushing (lower) .....	05
200503B	11153	" " " " (upper) .....	05
204250	11153	" " Thread Guide .....	03
200175E	11153	" " " " Screw .....	02
200125E	11153	" Set Screw .....	02
213322	11057	Presser Bar Lifter .....	20
200550c	11153	" " " Hinge Screw .....	08
213321	11056	" " Lifting Bracket with 200086c .....	40
200086c	11153	" " " " Pinch Screw .....	03
204254	11153	" " " " Position Guide .....	30
200362c	12311	Presser Bar Lifting Bracket Position Guide Set Screw .....	03
204327	—	Presser Bar Packing Washer (felt) .....	Per 100 25





No.	Plate	Name	Each
204059	11153	Thread Retainer complete, Nos. 202091, 202092 and 204058B .....	\$ 15
212317	11160	Throat Plate, 50 needle hole, for needle sizes 3 to 5 .....	1 50
200577H	12311	Throat Plate Screw (2) .....	02

## ACCESSORIES

### FOR MACHINE NO. 48 W 1

No.	Plate	Name	Each
203208	11228	Bobbin (5) .....	\$ 05
225497	11156	" Case Screw Driver .....	10
12 x 3	----	Needles, three each, sizes 3 and 4, ..... Per doz	20
227104	----	Drip Pan (cast iron, square), with one round head wood screw 1½ in. No. 14	25
41401	11156	Machine Rest Pin (wood) .....	06
225500	11156	Oiler with 225499 .....	10
225499	11156	" Spout, 2¾ in. long .....	02
225498	11156	Screw Driver, 7¼ in. long .....	15
225554	11156	Wrench (steel) .....	10
204033	11150	" .....	05

### BOBBIN WINDER

With Long Stop Latch and Large Pulley Swinging Automatic  
Left Hand.

227149	11157	Bobbin Winder Base (left) .....	15
227209	11157	" " Frame (left) with 200125c	15
227152	10558	" " " Hinge Pin .....	02
227153	10558	" " " Spring .....	02
200125c	11153	" " " Stop Screw .....	02
227154	11157	" " Pulley (large) with 200380c	20
200380c	11153	" " " Set Screw .....	02
227156	10558	" " Spindle .....	15
227157	11157	" " Stop Latch (left) .....	10
227159	10558	" " " Hinge Pin .....	02
227160	10558	" " " Spring .....	01
227048	11157	Bobbin Winder complete (large pulley), Nos. 227149, 227152 to 227154, 227156, 227157, 227159, 227160, 227209 and two round head wood screws 1½ in. No. 14	85
202480	11157	Bobbin Winder Spool Holder Base with 200355H and 202481 .....	15
202481	11157	Bobbin Winder Spool Holder Base Spool Pin .....	05
202482	11155	Bobbin Winder Spool Holder Tension Disc (lower or upper) .....	02
200011E	11155	Bobbin Winder Spool Holder Tension Disc Screw .....	05
200355H	11161	Bobbin Winder Spool Holder Tension Disc Screw Set Screw .....	03
202483	11155	Bobbin Winder Spool Holder Tension Disc Spring (brass) .....	01

From the Library of Harmon Needle Corp.

No.	Plate	Name	Each
202484	11155	Bobbin Winder Spool Holder Tension Disc Thread Guide .....	\$ 01
202485	11157	Bobbin Winder Spool Holder complete, Nos. 200011e, 202480, 202481, 202483, two 202482 and one wood screw 1 in. No. 13n .....	35
227514	—	Bobbin Winder and Spool Holder complete, Nos. 202485 and 227048 .....	1 20

**FOOT LIFTER.**

227952	11156	Foot Lifter Lever (left or right) .....	25
227678	11156	" " " Chain, 48 in. long with 202784 .....	25
227954	11155	Foot Lifter Lever Chain Hook (lower) ..	02
202784	11155	" " " " " (upper) ..	02
225016	11155	" " " Hinge Pin .....	01
227953	11156	" " " Stand with two wood screws 1 in. No. 13 .....	10
227955	11156	Foot Lifter Lever (left or right) complete, Nos. 225016, 227678 and 227952 to 227954 .....	60

(Other Foot Lifter Parts are listed with parts  
of machine head.)

**FOR MACHINES NOS. 48W6, 48W106  
AND 49W1**

Same as for No. 48w1 with the following exceptions:

12x2	—	Needles, in place of 12x3.....Per doz.	20
202803	11158	Presser Foot .....	80

**FEED DOGS**

No.	Plate	Name	Each
212347	12187	Feed Dog, for 212347, 212320, 212345 and 212346 .....	\$ 75
212259	11160	Feed Dog, for 212256 and 212257 .....	1 00
212336	12185	" " " 212335, 212337, 212341 and 230396 .....	75
212329	12184	Feed Dog, for 212327 and 212328 .....	75
212326	12184	" " " 212324 and 212325 .....	75
212332	12185	" " " 212330 and 212331 .....	75

**PRESSER FEET****FOR MACHINE NO. 48W 1**

No.      Plate      Name      Each

No.	Plate	Name	Each
229851	11158	Presser Foot .....	\$ 45
229856	10929	" " .....	50
229857	10929	" " .....	50
229858	10929	" " .....	50
206785	10929	" " .....	60
206788	10929	" " .....	50
202418	10929	" " .....	50
203040	11158	" " .....	60
206786	10929	" " .....	45
206794	10929	" " .....	45
221131	11158	" " for binding .....	70
206830	10929	" " .....	50
229081	14554	" " for shoe binding .....	50
202090	11154	Presser Foot Hinge Pin .....	01
203009	—	" " Plate .....	65
203010	—	" " " .....	65
203011	—	" " " .....	65
203012	—	" " " .....	65
203024	—	" " " .....	65
206986	—	" " " .....	65
202924	—	" " Shank .....	60
229863	11158	Presser Foot (hinged) complete, Nos. 202090, 202924 and 203010 .....	1 25
229864	11158	Presser Foot (hinged) complete, Nos. 202090, 202924 and 203009 .....	1 25
229865	11158	Presser Foot (hinged) complete, Nos. 202090, 202924 and 203024 .....	1 25
229867	11158	Presser Foot (hinged) complete, Nos. 202090, 202924 and 203011 .....	1 25
229868	11158	Presser Foot (hinged) complete, Nos. 202090, 202924 and 203012 .....	1 25
206987	11158	Presser Foot (hinged) complete, Nos. 202090, 202924 and 206986, for umbrella hemming .....	1 25

**FOR MACHINES NOS. 48W6, 48W106  
AND 49W 1**

202803	11158	Presser Foot, used in place of Roller Presser .....	80
--------	-------	--	----

## ROLLER PRESSERS

FOR MACHINES NOS. 48W6, 48W106  
AND 49W1

No.	Plate	Name	Each
201906	11155	Roller Presser, $1\frac{1}{2}$ in. diam., $\frac{3}{8}$ in. face (fine), with 200548F and 201534U . . . . .	\$ 40
201910	12225	Roller Presser, $1\frac{1}{2}$ in. diam., $\frac{1}{2}$ in. face (coarse), with 200551F and 201534U . . . . .	25
201914	11155	Roller Presser, $\frac{5}{8}$ in. diam., $\frac{1}{4}$ in. face (coarse) with 200551F and 201534U . . . . .	25
202839	11155	Roller Presser Arm . . . . .	20
204328	—	" " " " . . . . .	20
204571	—	" " " " . . . . .	25
204567	11155	" " " 202839 with 201906 . . . . .	60
204570	12225	" " " 204328 with 201910 . . . . .	45
204572	11155	" " " 204571 with 201914 . . . . .	45
202560	12225	" " " Bracket (swing) . . . . .	60
202838	—	" " " " 202560 with 200096D and 204567 . . . . .	1 20
200675c	12225	Roller Presser Arm Bracket Position Screw Stud . . . . .	05
202558	12225	Roller Presser Arm Bracket Spring . . . . .	02
202559	12225	" " " " " Stop . . . . .	05
200141F	12225	" " " " " " Screw . . . . .	02
200096D	12225	Roller Presser Arm Screw . . . . .	03
204495	12225	" " Bar . . . . .	35
200548F	11155	" " Hinge Screw . . . . .	10
200551F	12225	" " " " . . . . .	10
201534U	12225	" " " " Nut . . . . .	03
204496	—	Roller Presser and Bar complete, Nos. 200675c, 202558, 202559, 202838, 204495 and two 200141F . . . . .	1 70

## THROAT PLATES

FOR MACHINE NO. 48W1

Adapted for Hook Saddle complete, No. 203554.

No.	Plate	Name	Each
212256	11160	Throat Plate, 50 needle hole, for needle sizes 3 to 5, for 212259 . . . . .	\$1 50
212257	11160	Throat Plate, 46 needle hole, for needle sizes 5 to 7, for 212259 . . . . .	1 50
212337	12186	Throat Plate, 50 needle hole, for needle sizes 3 to 5, for 212336 . . . . .	1 65
212338	12186	Throat Plate, 50 needle hole, for needle sizes 3 to 5, for darning . . . . .	1 65
212327	12184	Throat Plate, 50 needle hole, for needle sizes 3 to 5, for 212329 . . . . .	1 50
212328	12184	Throat Plate, 46 needle hole, for needle sizes 5 to 7, for 212329 . . . . .	1 50
212324	12184	Throat Plate, 50 needle hole, for needle sizes 3 to 5, for 212326 . . . . .	1 50
212325	12184	Throat Plate, 46 needle hole, for needle sizes 5 to 7, for 212326 . . . . .	1 50
212330	12185	Throat Plate, 50 needle hole, for needle sizes 3 to 5, for 212332 . . . . .	1 65
212331	12185	Throat Plate, 46 needle hole, for needle sizes 5 to 7, for 212332 . . . . .	1 65
212341	12186	Throat Plate, 50 needle hole, for needle sizes 3 to 5, for 212336 and 230396 . . . . .	1 65

FOR MACHINES NOS. 48W6 AND 48W106

Adapted for Hook Saddle complete, No. 203568.

212345	12187	Throat Plate, 50 needle hole, for needle sizes 3 to 5, for 212347 . . . . .	1 50
212346	12187	Throat Plate, 46 needle hole, for needle sizes 5 to 7, for 212347 . . . . .	1 50

FOR MACHINE NO. 49W1

Adapted for Hook Saddle complete, No. 203567.

212317	11160	Throat Plate, 50 needle hole, for needle sizes 3 to 5, for 212347 . . . . .	1 50
212320	11160	Throat Plate, 50 needle hole, for needle sizes 3 to 5, for 212347 . . . . .	1 65



**BINDER**

For Binding Slippers, Sandals, etc.

For Machines of Class 48 w

No.	Plate	Name	Each
230391	---	Binder Head, for tapes or folded strips of various widths .....	\$2 00
200118B	11161	Binder Head Screw .....	02
230392	---	" Base with six 226015 .....	2 75
226015	11161	" " Tape Tension Pin .....	05
200246B	11161	" " Hinge Screw .....	08
201525E	11151	" " " " Nut .....	03
225708B	11161	" " Spring .....	10
230393	14554	Binder complete, Nos. 200246B, 201525E, 225708B, 230391, 230392 and two 200118B .....	5 00
230810	11165	Plate Slide .....	1 00
230394	14554	" " Side Plate with two 200175D .....	25
230839	---	" " " " 230394 with 230395 .....	65
230395	14554	" " " " Catch .....	40
200175D	11153	" " " " " Screw .....	02
212336	12185	Feed Dog .....	75
229081	14554	Presser Foot .....	50
212341	12186	Throat Plate .....	1 65
230396	---	Binder Combination, for slipper work, Nos. 212336, 212341, 229081, 230393, 230810 and 230839 .....	8 25

**EDGE GUIDE**

For Purse Work

For Machines of Class 48 w

230096	14604	Bed Slide .....	70
230097	14604	" " 230096 with 200921D and 230095 .....	2 00
230095	14604	Guide .....	1 20
200921D	14604	" Thumb Screw .....	10

**WORK PLATE PLATFORMS**

No.	Plate	Name	Each
214013	11163	Work Plate .....	\$1 50
200990c	11161	" " Screw .....	10
201518E	11151	" " " Nut .....	04
221106	11163	" " Slide (back) .....	35
215684	11163	" " " (back or front) .....	35
215682	11163	" " Yoke with 200729A.....	1 10
200729A	11161	" " " Screw .....	12
215683	---	Work Plate complete, Nos. 214013, 215682, 215684, 221106, four 200990c and eight 201518E, for use with crescent or semi-flat Throat Plate .....	4 00
215685	---	Work Plate complete, Nos. 214013, 215682, two 215684, four 200990c and eight 201518E, for use with Platform Throat Plate .....	4 00

From the library of: Diamond Needle Corp

## UNDER DRIVER

### Ball Bearing, Left Hand, Round Belt, Two Speed.

No.	Plate	Name	Each
227370	11164	Cone Pulley, two speed, $1\frac{1}{2}$ in. and $5\frac{1}{2}$ in. belt diam., with 227553	\$1 35
25362	12321	Cone Pulley Ball, size $\frac{3}{8}$ in.	02
204100	12321	" " " Bearing Cup	12
204101	12321	" " " Cap	02
204102	12321	" " " Retaining Spring	05
227553	12322	Cone Pulley Ball Cup complete, Nos. 204100 to 204102 and thirteen 25362	45
202459	11164	Driving Pulley, $7\frac{1}{4}$ in. diam., with 202460 and 204105	75
202460	11164	Driving Pulley Friction Ring (leather)	05
204105	12321	" " " " Stop Pin	01
227743	—	" " Shaft (hollow) with 204109, 204110, 204112 and two 204111	60
202461	11164	Driving Pulley Shaft 227743 with 204107, 204108 and eleven 25303	1 00
25303	12321	Driving Pulley Shaft Ball, size $\frac{1}{2}$ in.	03
204107	12321	" " " " Cup	10
204108	12321	" " " " Cap	02
204109	—	" " " Oil Plug	01
204110	—	" " " Oiling Leather	02
204111	—	" " " " Pin (leather)	01
204112	12322	Driving Pulley Shaft Oiling Wick	01
200524c	12321	" " " Set Screw	06
204113	12321	" " " Thimble	10
227791	11164	Frame with 200524c	80
227098	11164	Lever (compression) with 227555, two each 200524c and 202845	45
227792	11164	Lever Brake with 200524c, 204122 and two 200374c	35
227793	11164	Lever Brake 227792 with 200082b and 227794	60
227794	11164	Lever Brake Belt Guard	20
200082b	11161	" " " " Screw	03
204122	12322	" " " Leather	05
200374c	12321	" " " Set Screw	02
200524c	12321	" " " Set Screw	06
204123	12322	" " " Spring	05
227555	11155	" Compression Plate (left hand)	10
202845	12321	" " " Rivet	01
202464	11164	" " " Shaft with 202302	20
202302	12321	" " " Coffin Pin	01
200524c	12321	" " " Set Screw	06

## Under Driver

No.	Plate	Name	Each
27070	11164	Shaft Pulley (sectional grooved), 10 in. diam., $1\frac{3}{8}$ in. bore, with two 597c	\$ 45
597c	11155	Shaft Pulley Clamping Screw	08
227976	11164	Treadle with 200540b	45
227977	11164	" " 227976 with 227978	60
227978	11164	" Adjustable Connecting Slide	15
200540b	11155	" " " " Set Screw	10
202468	11164	Treadle Pitman Rod (lower or upper)	05
204126	12321	" " " Clamp with two 200530c	20
200530c	12321	Treadle Pitman Rod Clamp Set Screw	05
227980	11164	Treadle Pitman complete, Nos. 204126 and two 202468	30
204127	11164	Treadle Stand (left), with two wood screws $1\frac{1}{2}$ in. No. 13	08
204128	11164	Treadle Stand (right) with two wood screws $1\frac{1}{2}$ in. No. 13	08
227981	—	Treadle and Stand complete, Nos. 204127, 204128 and 227977	75
227982	—	Treadle and Pitman complete, Nos. 227980 and 227981	90
227997	—	Transmitter complete, Nos. 202459, 202461, 202464, 204113, 204123, 227098, 227370, 227791, 227793 and three wood screws $1\frac{1}{2}$ in. No. 15	3 00
227998	—	Under Driver (ball bearing) level pressure, left hand, two speed complete, Nos. 27070, 227982 and 227997	4 00

From the library of: Diamond-Needle Corp



## OBSOLETE PARTS

### FEED DOGS


No.	Plate	Name	Each
212334	12185	Feed Dog, for 212333 .....	\$ 75
212278	12177	" " " 212276 and 212277 .....	1 00

### THROAT PLATES


FOR MACHINE No. 48 w 1.

212335	12185	Throat Plate, 50 needle hole, for needle sizes 3 to 5, for 212336 .....	1 50
212276	12177	Throat Plate, 50 needle hole, for needle sizes 3 to 5, for 212278 .....	1 50
212277	12177	Throat Plate, 46 needle hole, for needle sizes 5 to 7, for 212278 .....	1 50
212333	12185	Throat Plate, 50 needle hole, for needle sizes 3 to 5, for 212334 .....	1 50

227159      227152      227153      227160



227156



From the library of: Diamond Needle Corp

PLATE 10929 -FULL SIZE

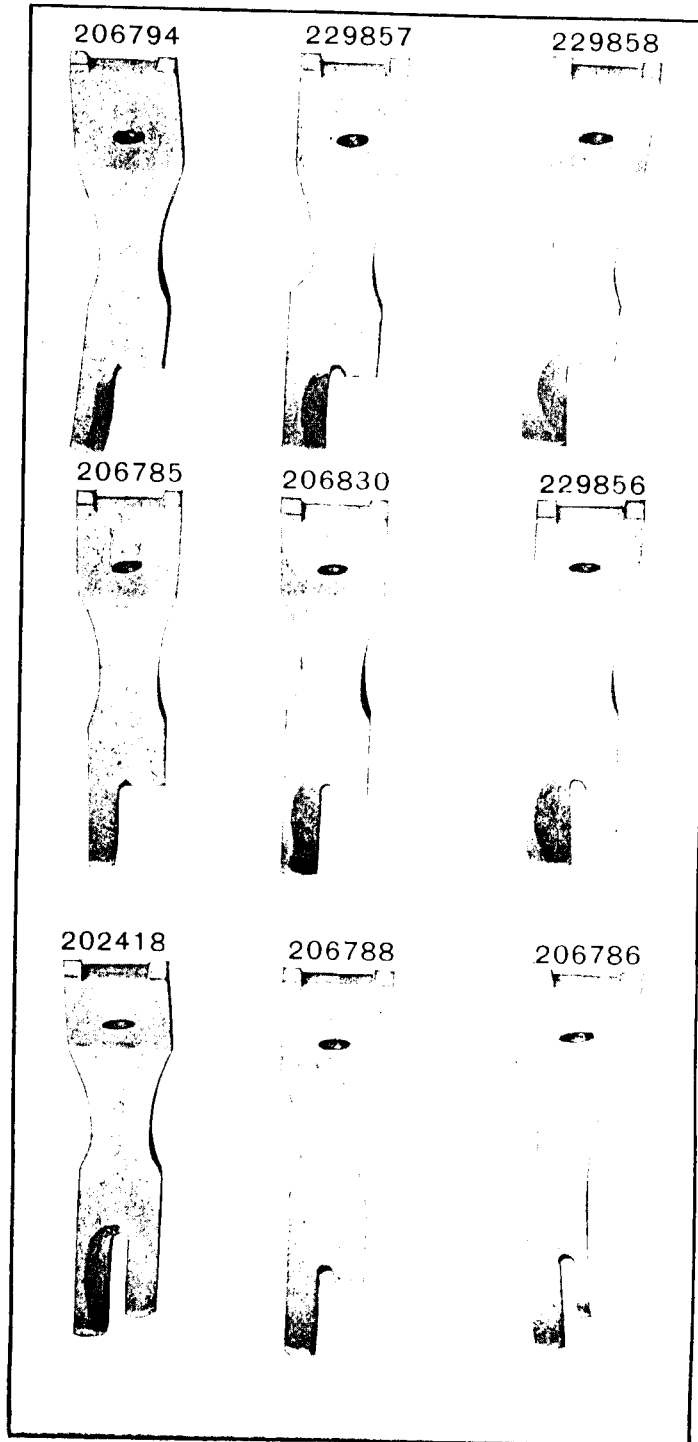


PLATE 11056 -FULL SIZE

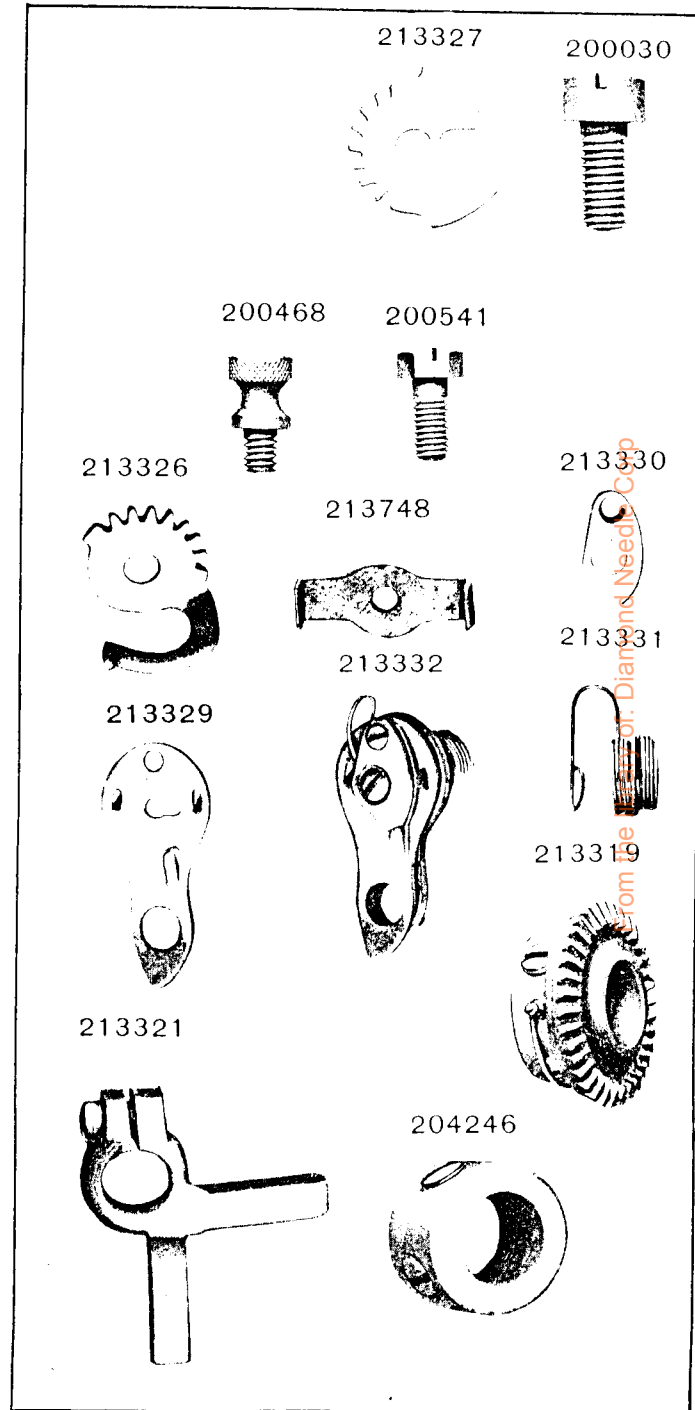
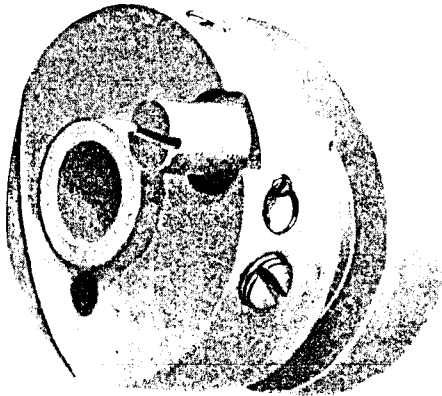


PLATE 11057--FULL SIZE

213324



213322



213296



213325

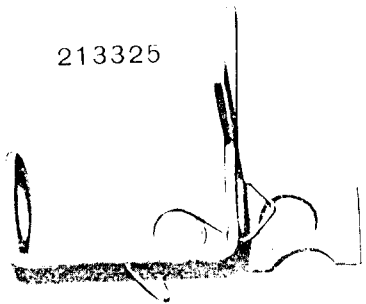



PLATE 11058--ONE-HALF SIZE


213309



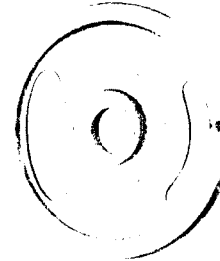
213294



202618



213304



213305



213303



From the library of the U.S. Army Medical Research and Development Command, Fort Detrick, North Carolina

PLATE 11060-FULL SIZE

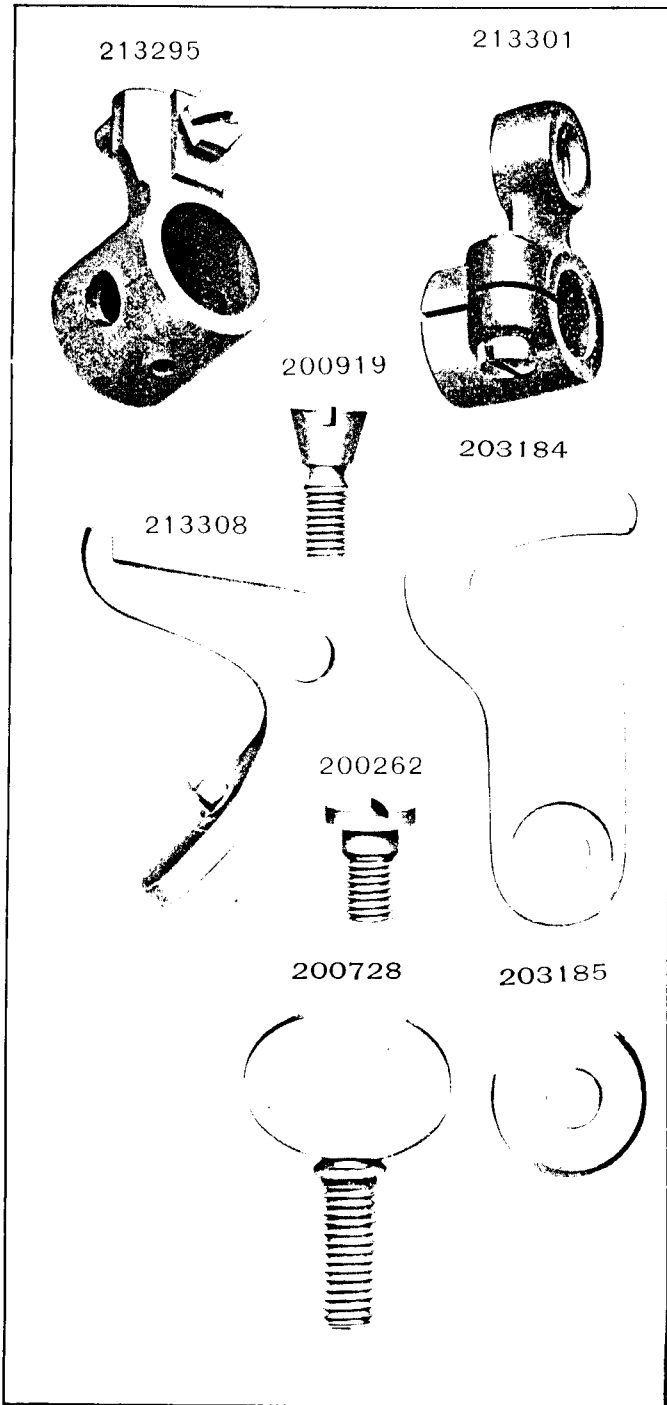


PLATE 11061-FULL SIZE

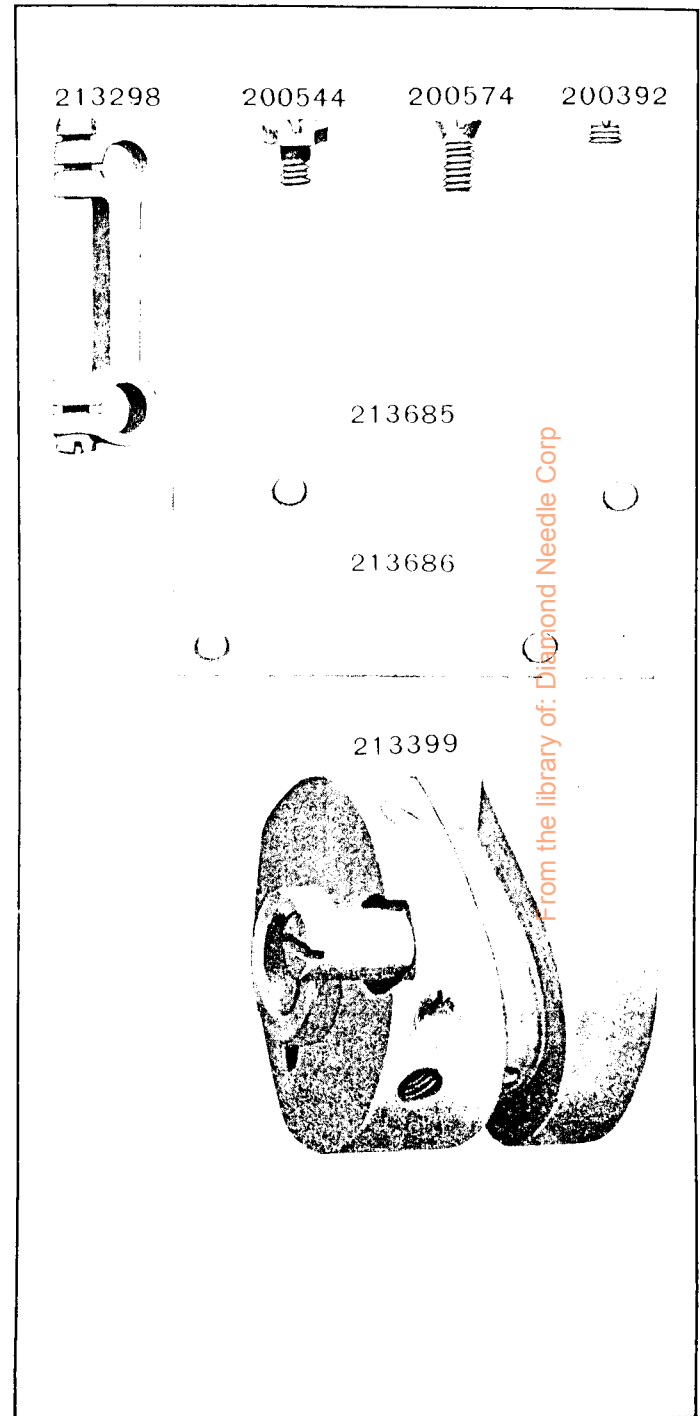


PLATE 11150 - ONE-HALF SIZE

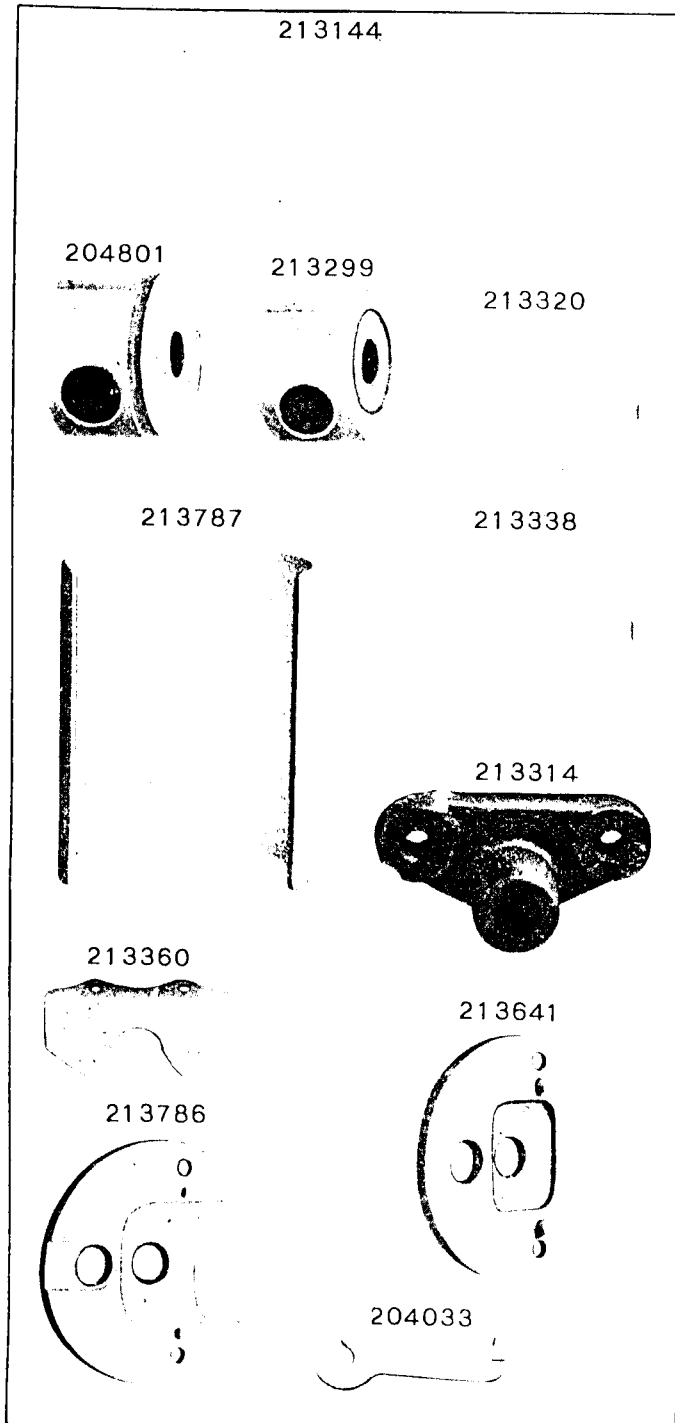


PLATE 11151 - FULL SIZE

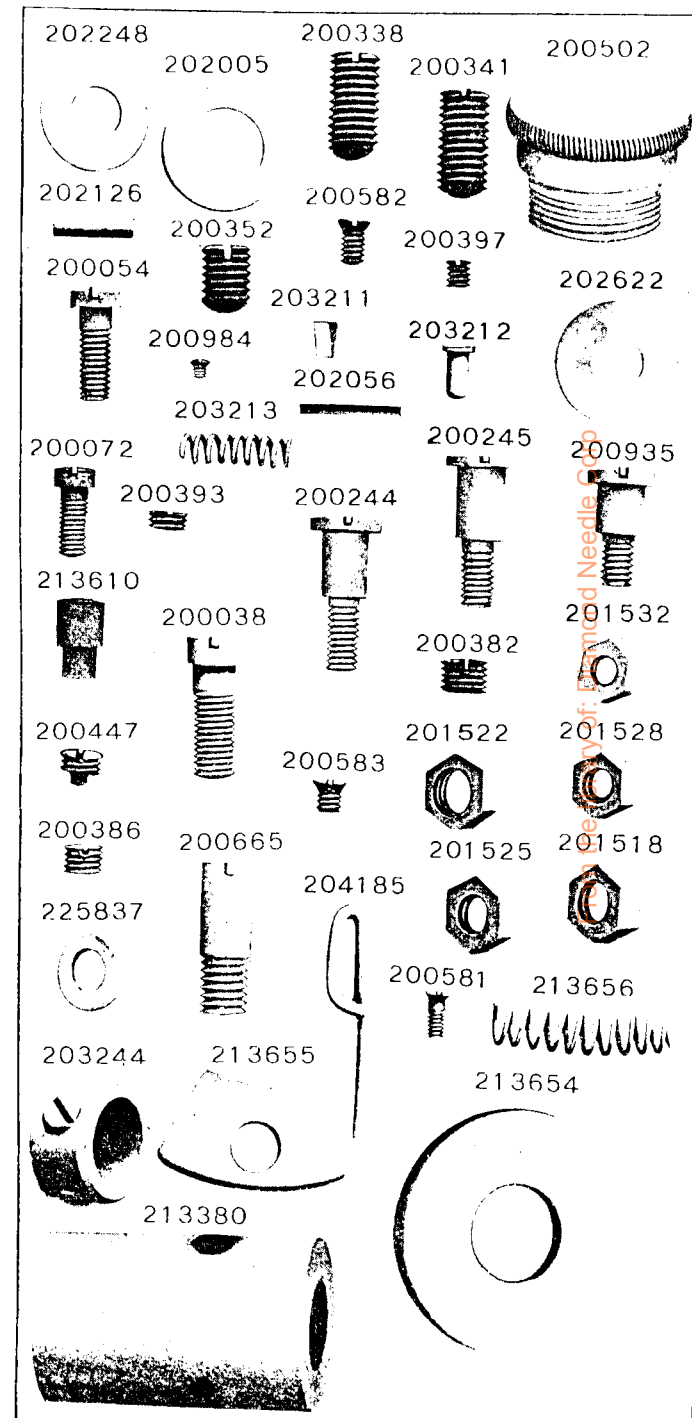


PLATE 11152 - ONE-FOURTH SIZE

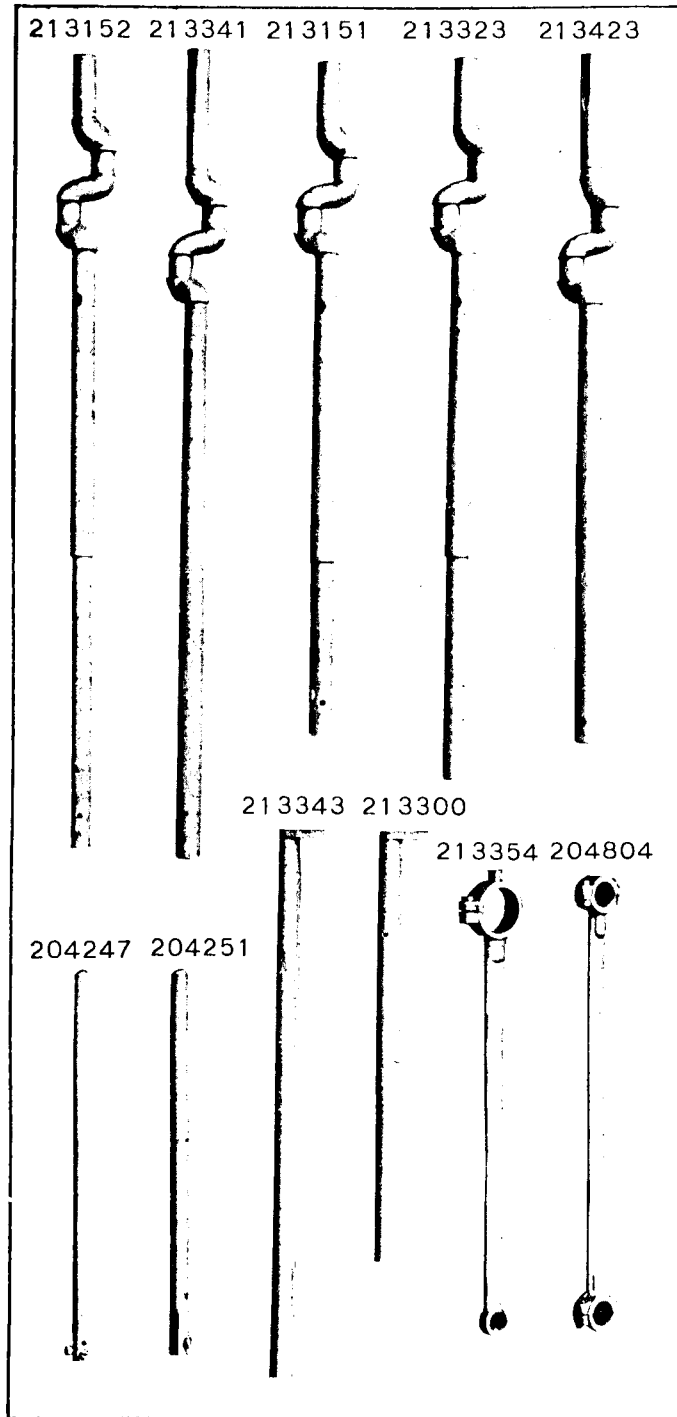


PLATE 11153 - FULL SIZE

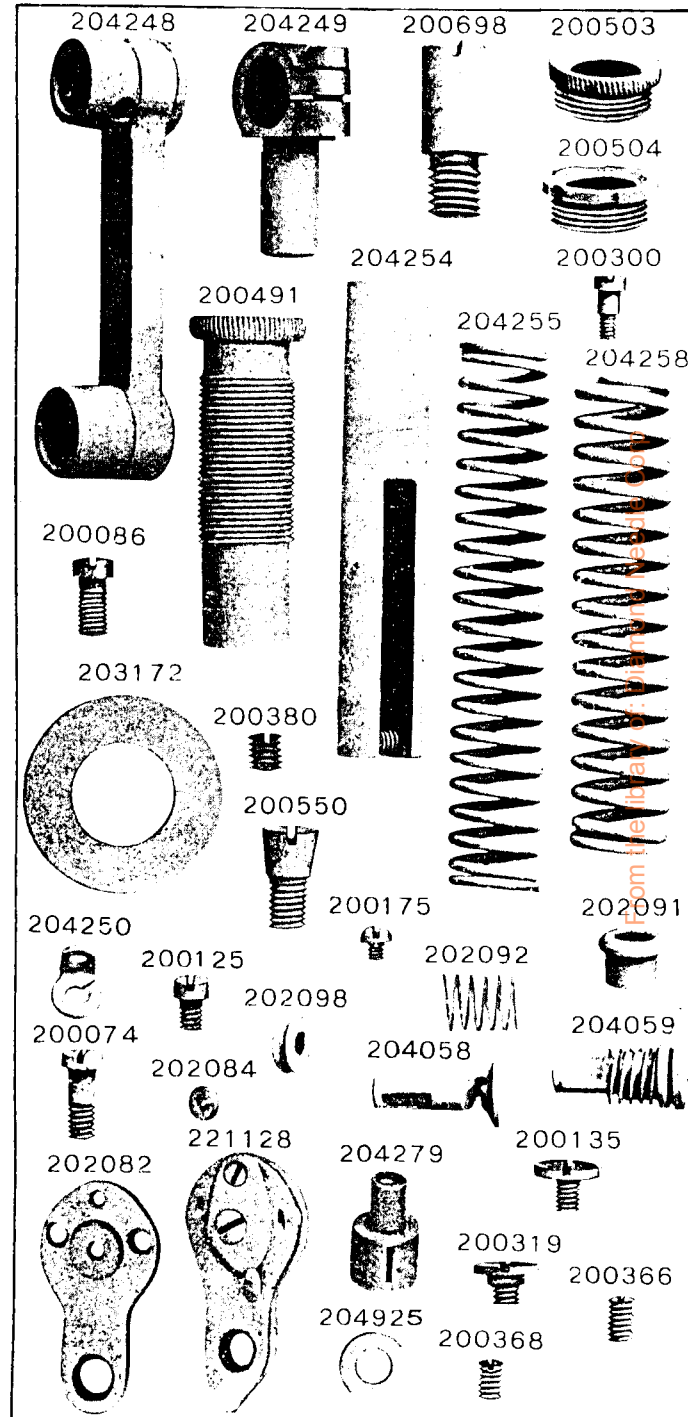


PLATE 11154 -FULL SIZE

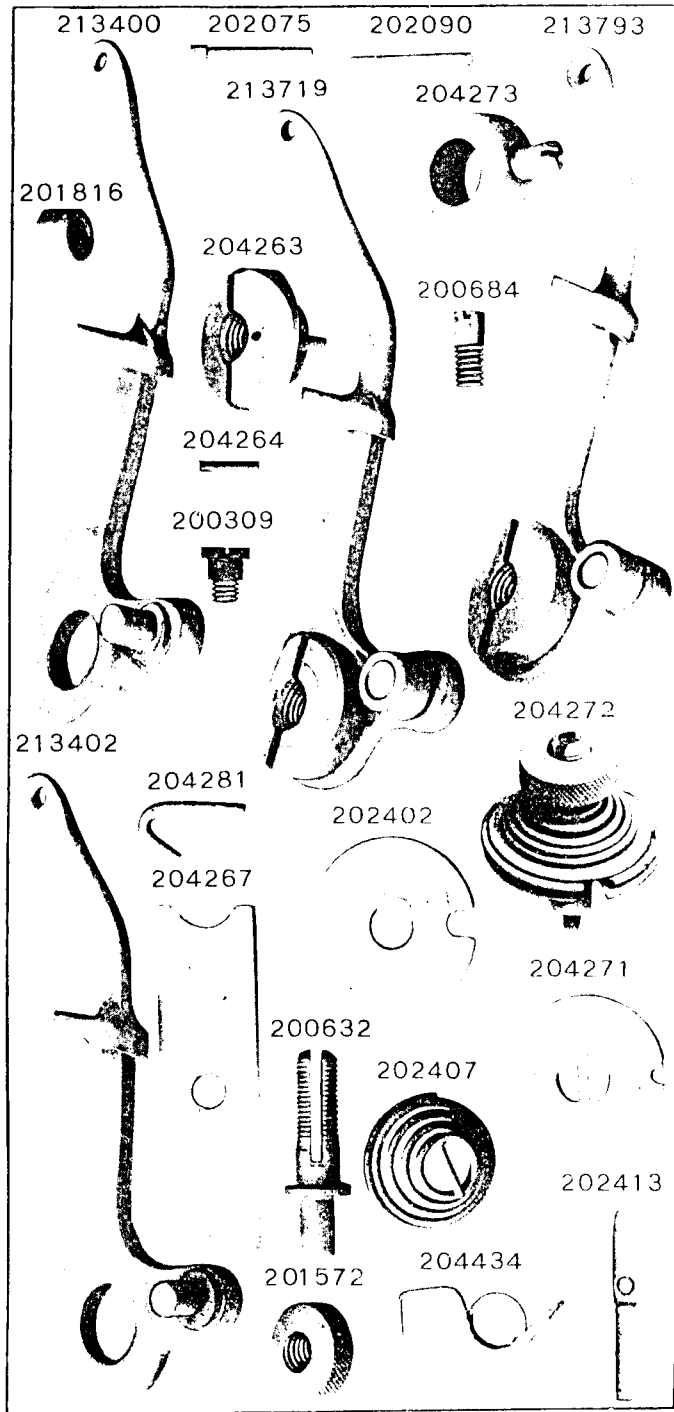
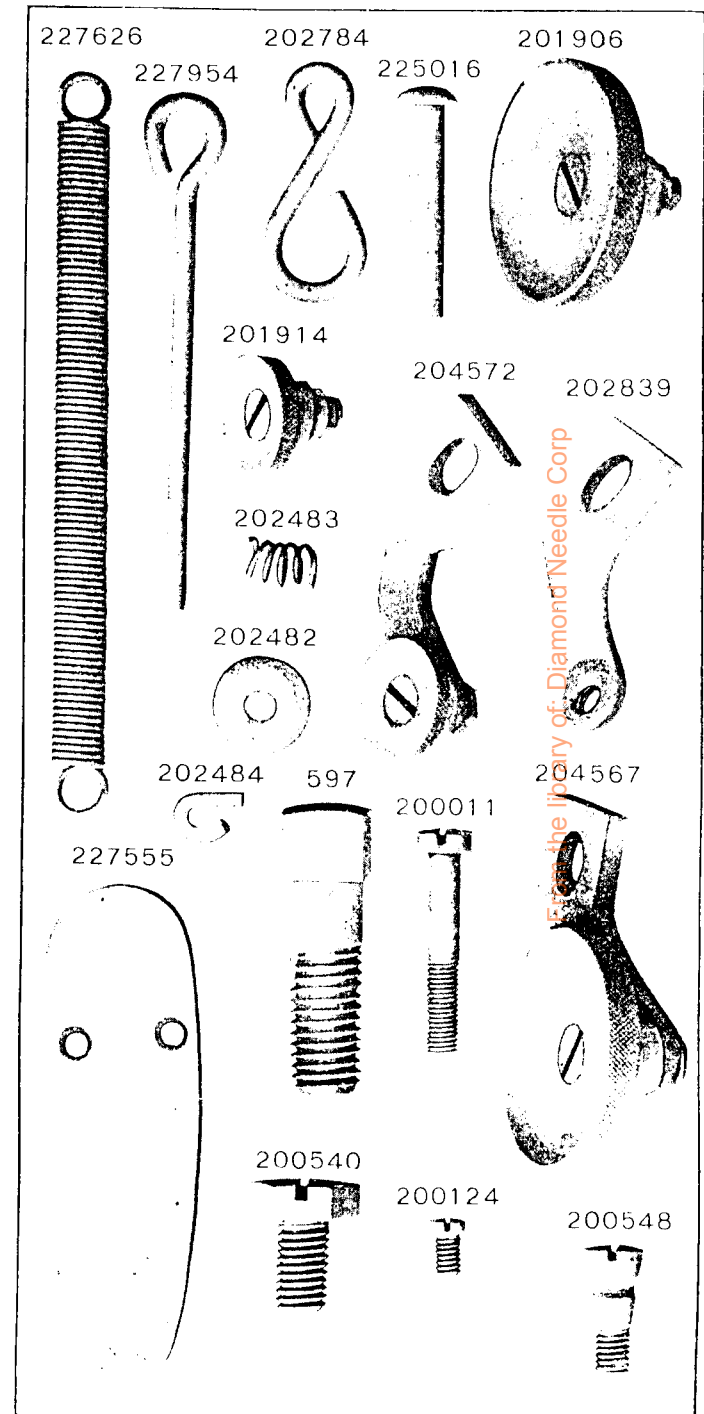


PLATE 11155 FULL SIZE



From the Library of: Diamond Needle Corp

PLATE 11156 ONE-FOURTH SIZE




PLATE 11157 ONE-HALF SIZE






PLATE 11158 FULL SIZE

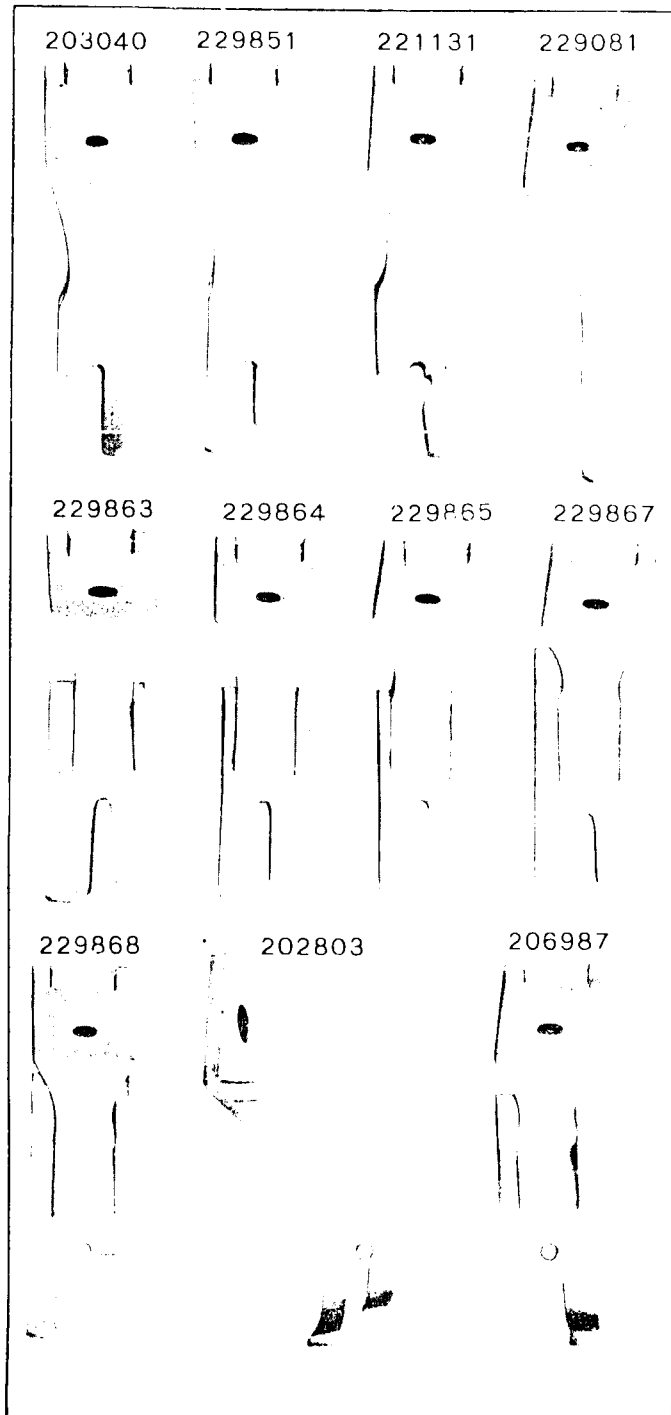



PLATE 11160 FULL SIZE



in the library of: Diamond Needle Corp

PLATE 11161 - FULL SIZE

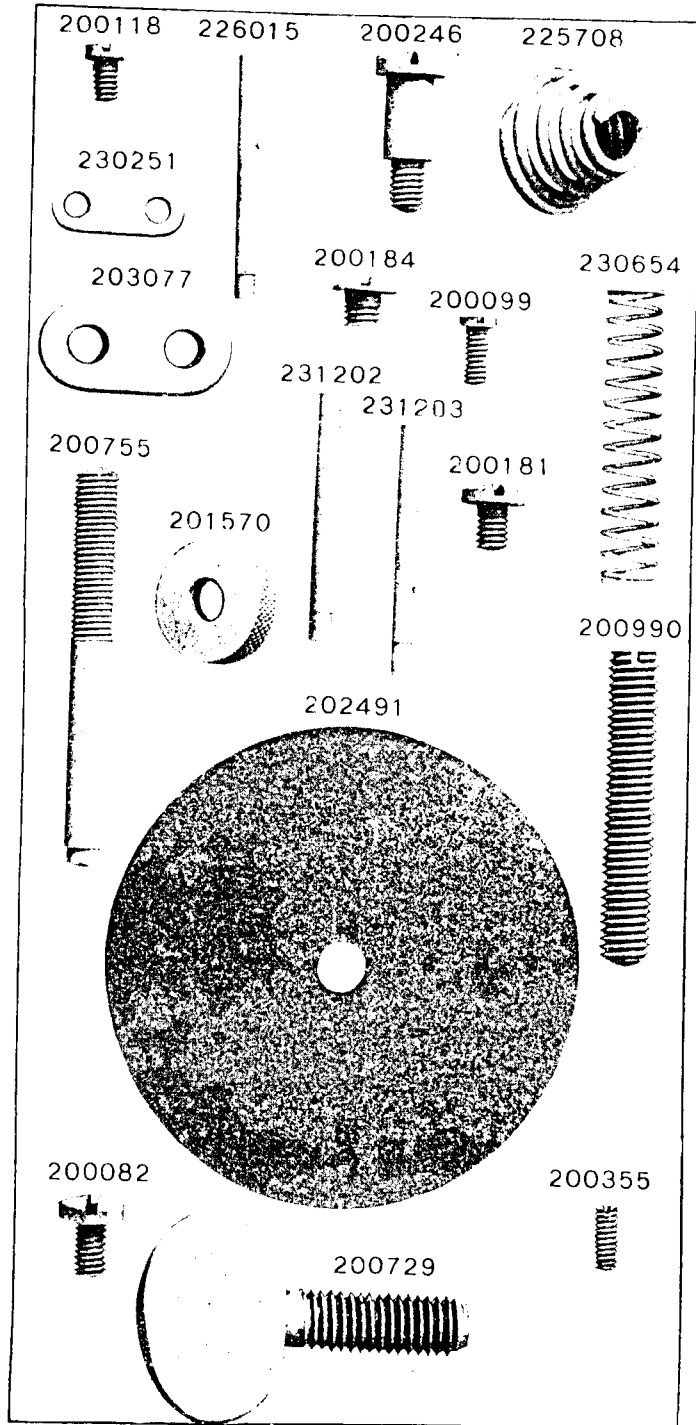
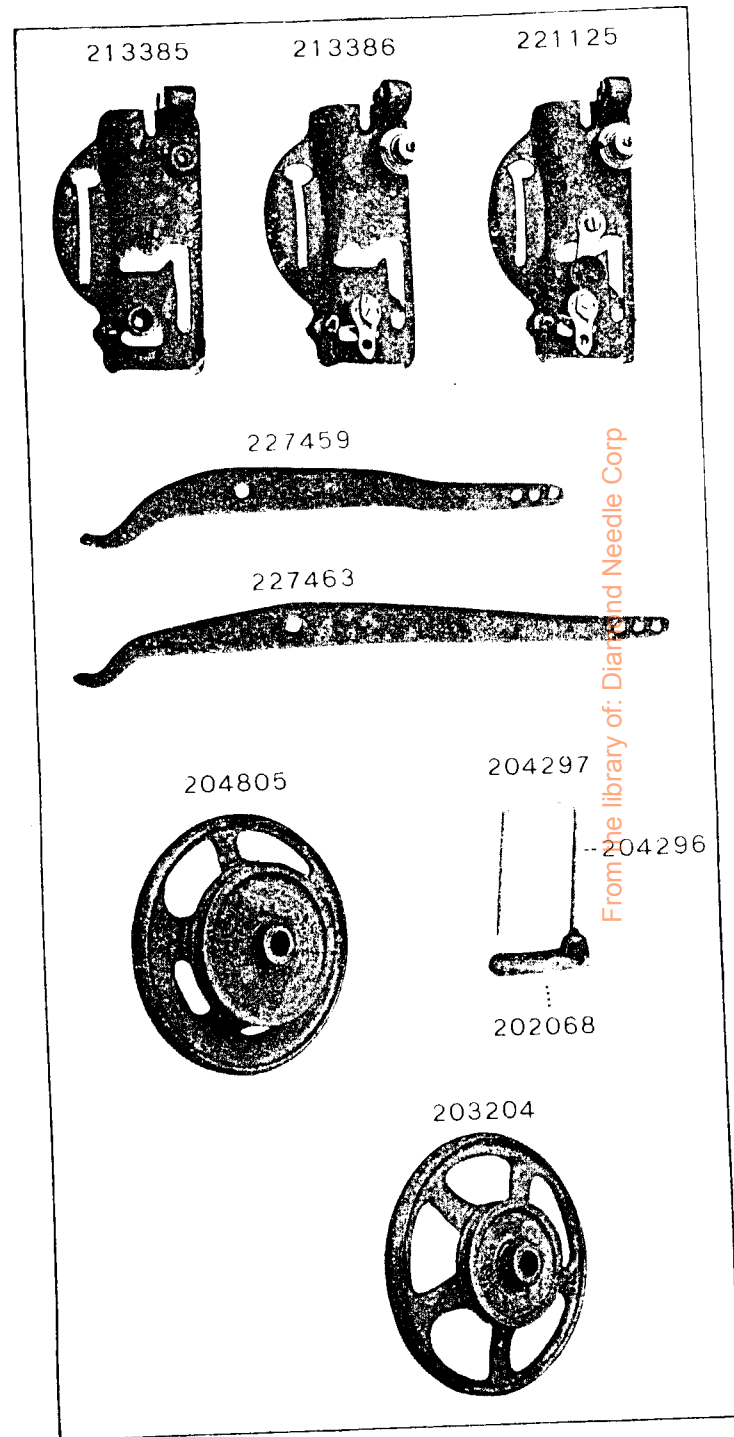


PLATE 11162 - ONE-FOURTH SIZE



From the library of: Diamond Needle Corp

PLATE 11163 - ONE-FOURTH SIZE

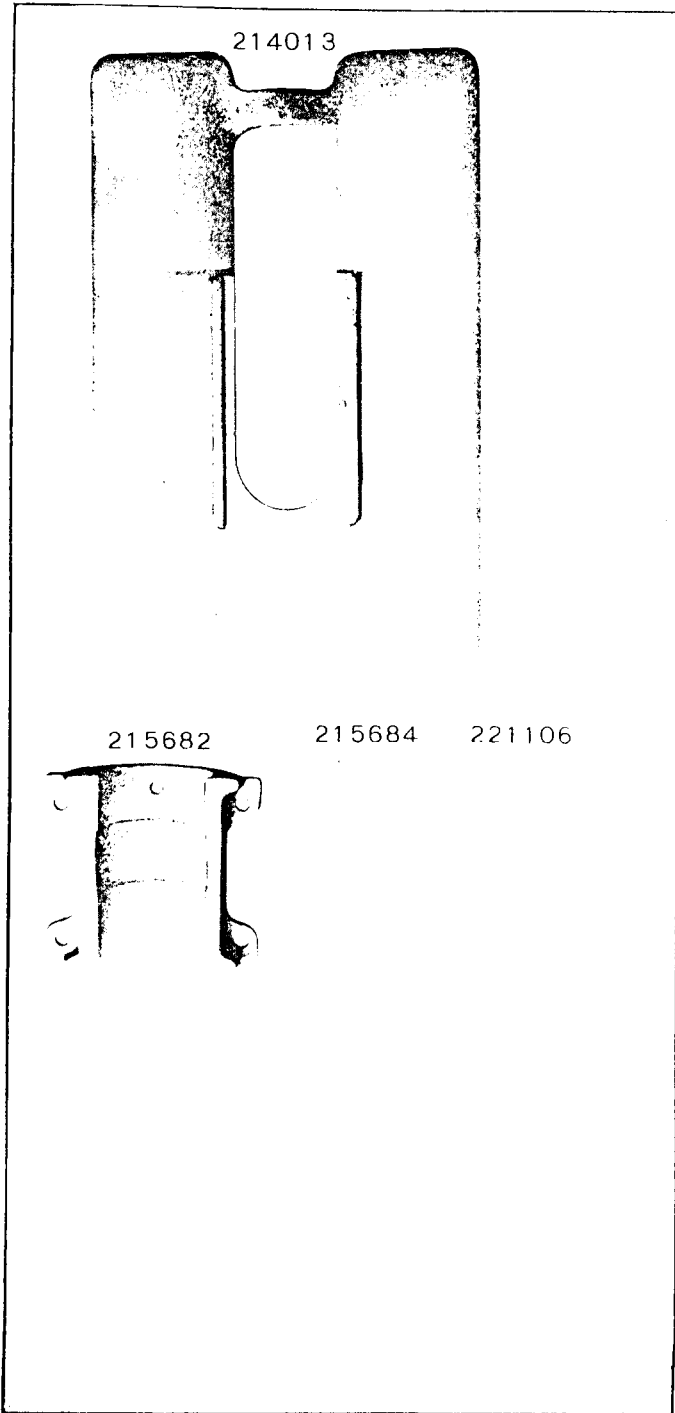


PLATE 11164 ONE-SIXTH SIZE

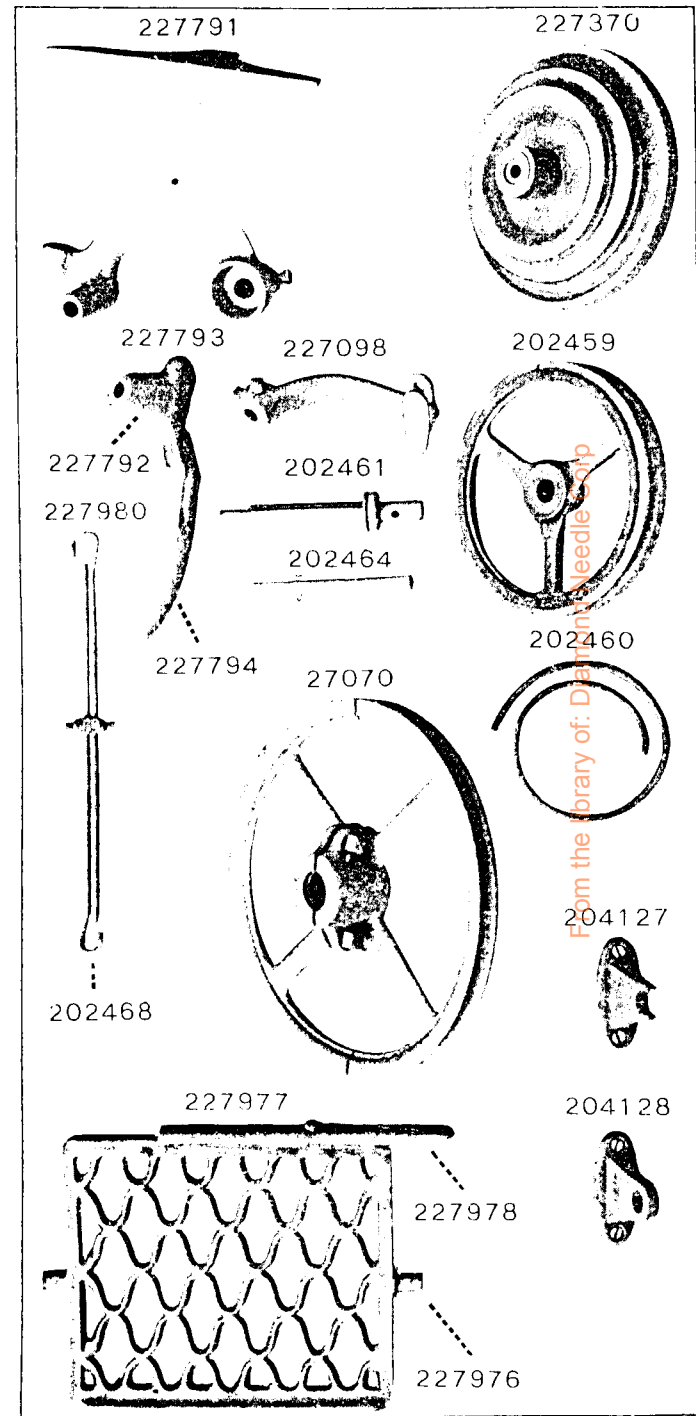




PLATE 11165 --ONE-HALF SIZE

230655



230250



230810

230847





PLATE 11228--FULL SIZE

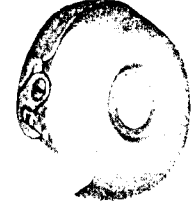
203208



203214




203209




203215




203217



203216



203210




203254



200600



203251



200593



200616




200594



203240



203290



From the library of Diamond Memorial Society

PLATE 11241-FULL SIZE

203718



203718



203464




203465



PLATE 11253-FULL SIZE

200556



200559




200110




200446



203557



203549



203563



203558



From the library of: Diamond Needle Corp

PLATE 11254-ONE-HALF SIZE

203208 203209 203210 203549



203554

№ 2 OUTFIT

203240



203552



203554



203254



203254



PLATE 11257-ONE-HALF SIZE

203203 203209 203210 203557



203718

203718

203558

203464



203569

№ 4-1 OUTFIT

203553


203566

203564



203567

203568



From the library of: Diamond Trade Corp

PLATE 12177-FULL SIZE

212276

212277




212276

212277



212278



212278

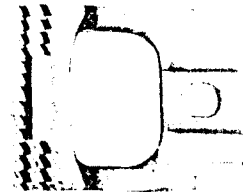



PLATE 12184-FULL SIZE

212324  
212325




212327  
212328



212326



212329




From the library of: Diamond Needle Corp

PLATE 12185--FULL SIZE


212330  
212331




212332



212334




212333



212333



212335



212336

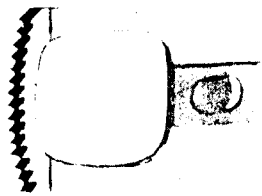



PLATE 12186--FULL SIZE

212337



212338



212339



212341



212341



From the library of: Diamond Needle Corp



PLATE 12187-FULL SIZE

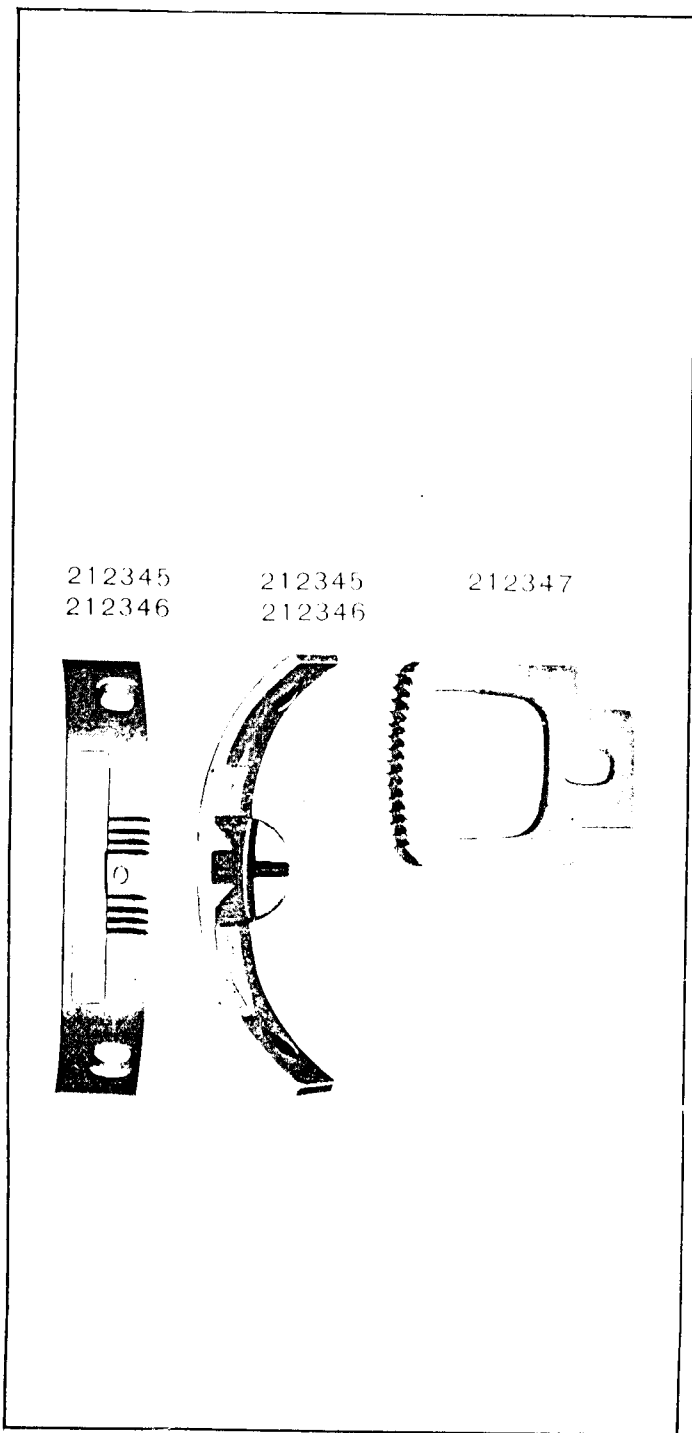
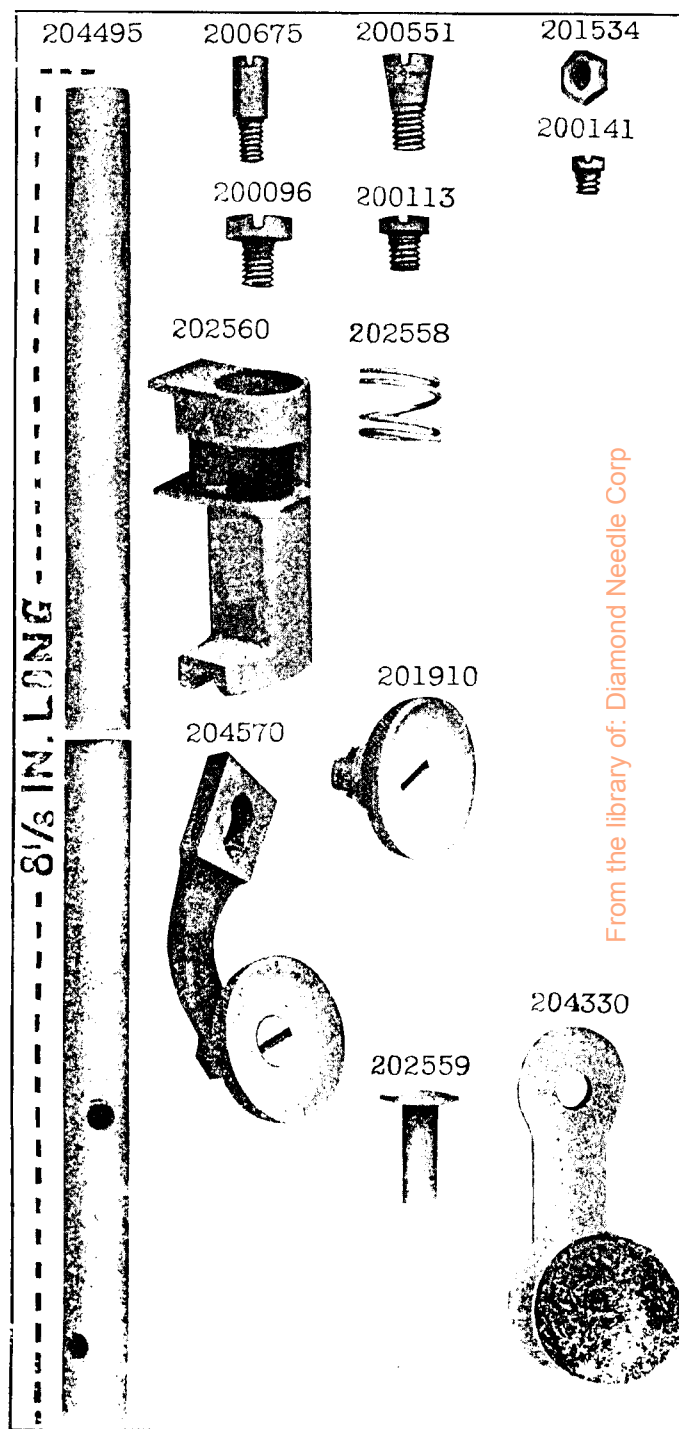


PLATE 12225-FULL SIZE



From the library of: Diamond Needle Corp

PLATE 12311-FULL SIZE

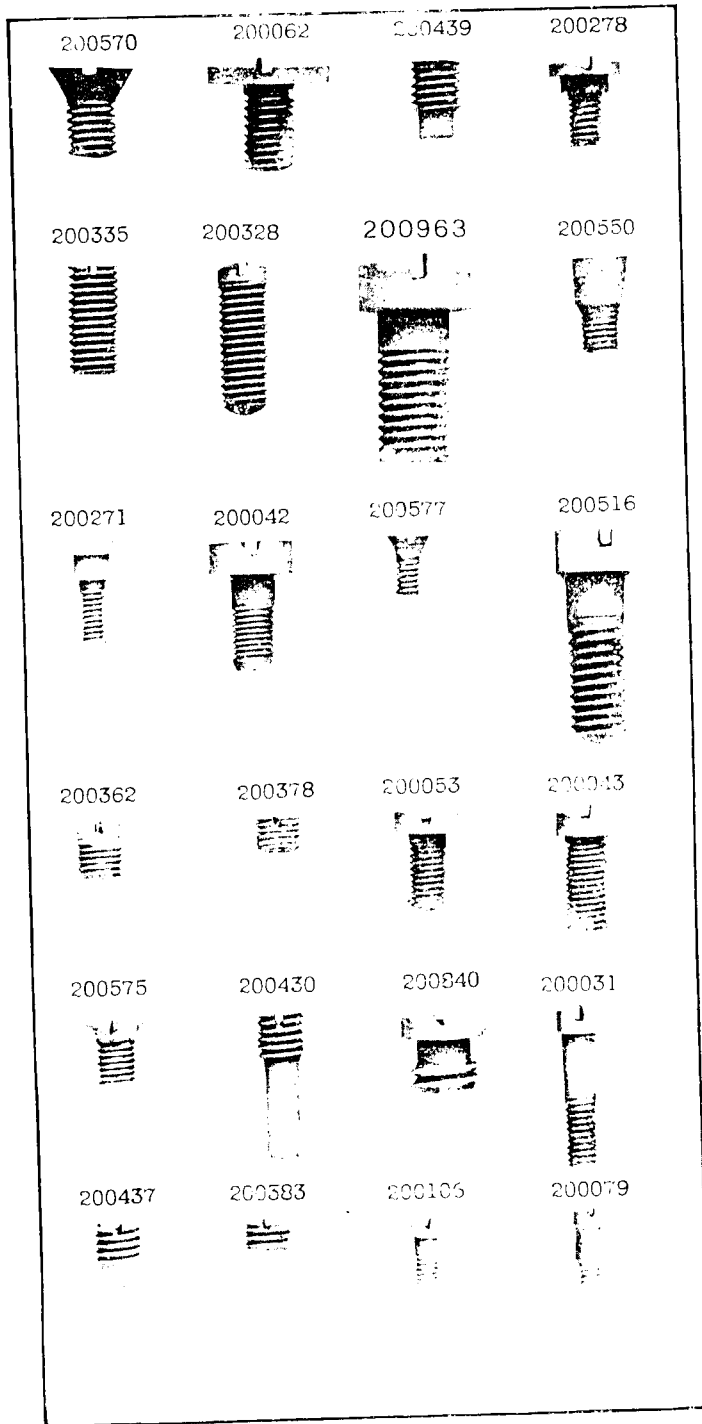


PLATE 12321-FULL SIZE

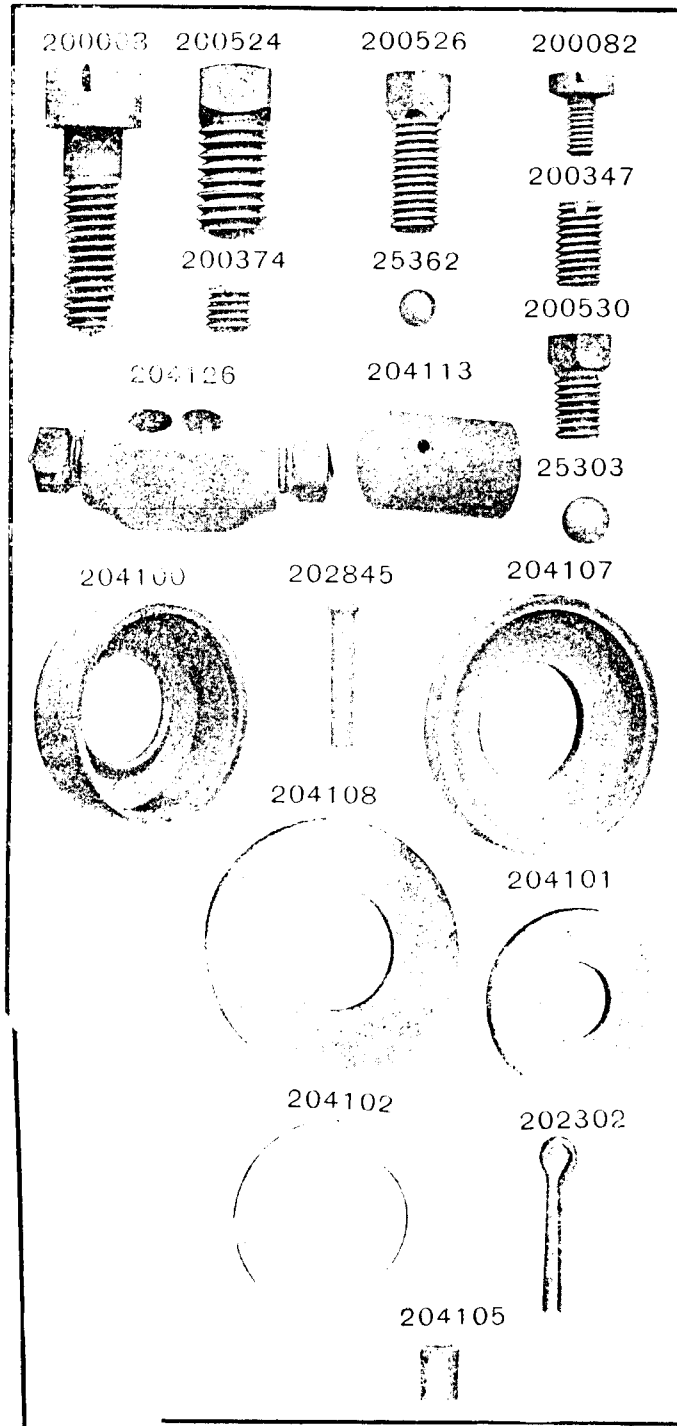


PLATE 12322-FULL SIZE

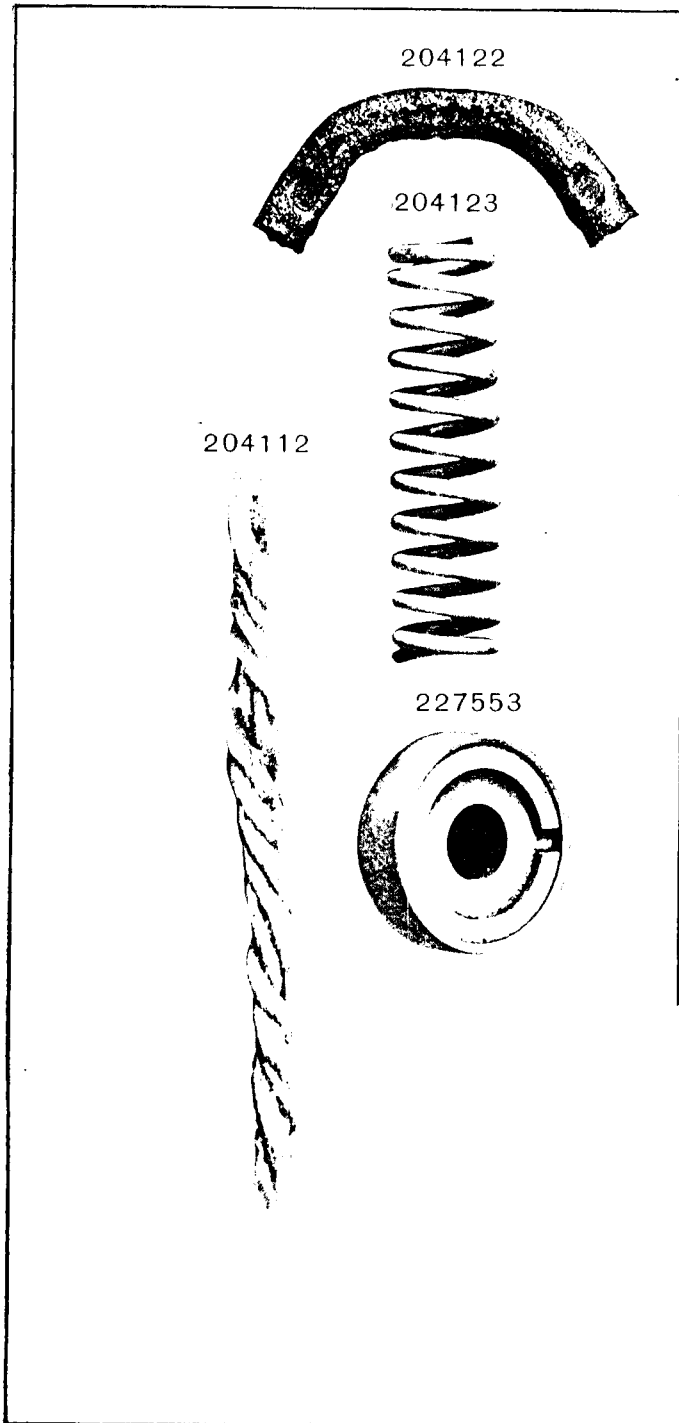


PLATE 14554-FULL SIZE

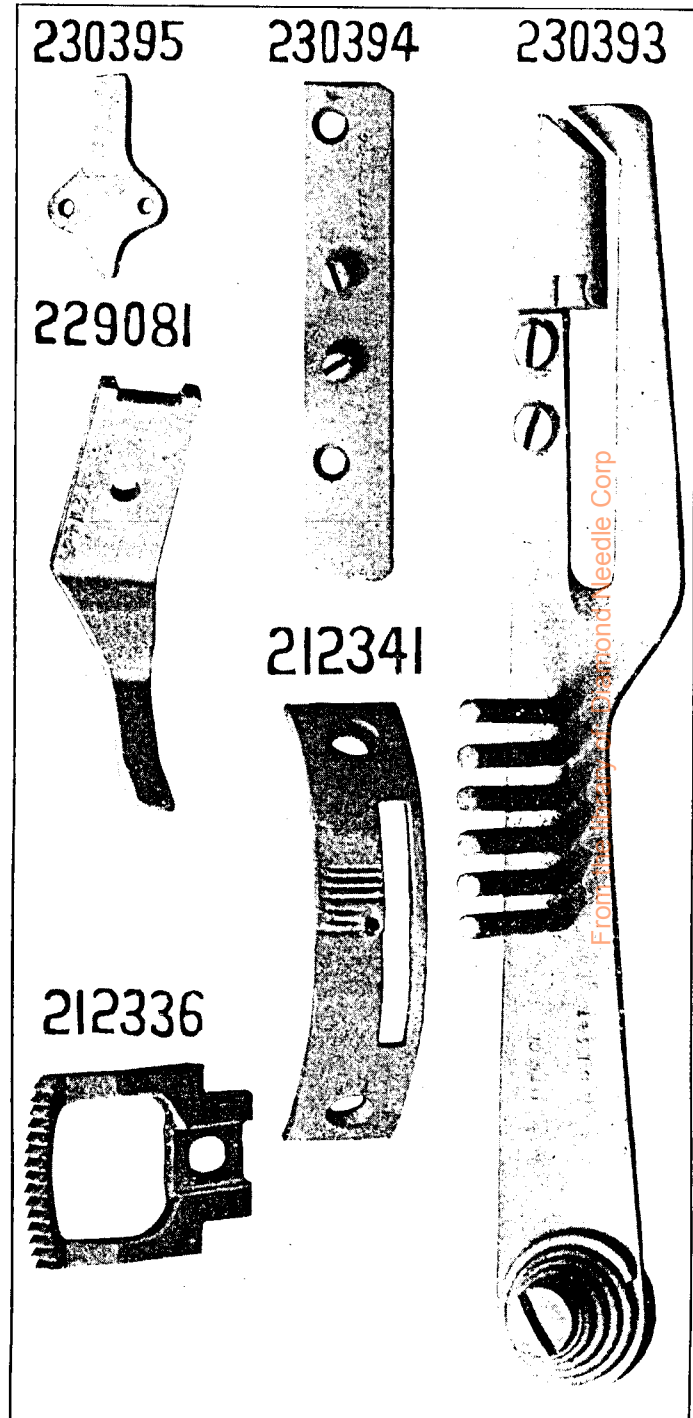



PLATE 14304 FULL SIZE


230095



200921



230096



230097

